


THE ZERO VECTOR
BY STEVEN L. GIBBS




DEDICATION

I WOULD LIKE TO THANK
JESUS CHRIST FOR BEING THE
BEST FRIEND I EVER HAD.
THANKYOU JESUS

INTRODUCTION

EVEN THOUGH A MAJORITY OF THESE INSTRUMENTS, ARE STILL SOMEWHAT IN THE EXPERIMENTAL STAGES, THE MOST OUTSTANDING OUT OF ALL THESE INSTRUMENTS, IS A DEVICE KNOWN AS THE FLUX CAPACITOR. A FRIEND OF MINE WHO LIVES IN NEW YORK CITY, BUILT THIS DEVICE, AND ACTUALLY TRAVELLED PHYSICALLY 3 DAYS INTO EARTHS PAST. THIS DEVICE IS DANGEROUS TO SOME DEGREE, SINCE THERE IS NO PROTECTIVE SHIELDING, THEREFORE YOU COULD BURST INTO FLAMES, PROVIDED OF COURSE THAT YOU ARE NOT SPIRITUALLY PREPARED. BUT EVEN IF YOUR PROTECTED, YOU CAN STILL SUFFER FROM A BAD HEADACHE, NOT TO MENTION THE JET LAG EFFECT. THEREFORE IF YOU WORK WITH THIS INSTRUMENT, I STRONGLY SUGGEST THAT YOU TAKE PLENTY OF ASPIRIN, BECAUSE IF YOU EVER GET TRANSPORTED, YOUR GOING TO NEED IT!!!



THE SCHEMATIC TO THIS DEVICE, CAME TO ME FROM A PERSON WHO LIVES IN NEW YORK CITY. I CANNOT MENTION HIS NAME FOR THE SIMPLE REASON, IT COULD GET ME INTO TROUBLE. IT SHOULD BE MENTIONED HOWEVER, THAT BEFORE A (TIME DISPLACEMENT) CAN OCCUR, THE CIRCUIT MUST FIRST BE CONNECTED TO A VARIABLE 44 VOLT DC POWER SUPPLY. ALSO WHILE USING THE (S2) PUSH BUTTON SWITCH, THE VOLTAGE MUST ALSO BE PULSED AT 2 CYCLES PER SECOND. IF A LESSER VOLTAGE IS USED, AND THE CURRENT IS PULSED AT A DIFFERENT FREQUENCY, THEN THE MOST THAT YOU WILL BE ABLE TO ACCOMPLISH, OR AT LEAST IN MOST CASES, IS AN OUT OF THE BODY EXPERIENCE. THE PLACE IN WHICH TO PURCHASE MOST OF THESE COMPONENTS, CAN BE BROUGHT THROUGH (SKYCRAFT ELECTRONICS). THEIR TELEPHONE NUMBER IS: (407) 628-5634. HOWEVER, AS FOR THE 1M OHM 10W POTENTIOMETER AND THE PIEZO TRANSDUCER, BOTH OF THESE ITEMS CAN BE OBTAINED THROUGH YOUR LOCAL RADIO SHACK STORE. THE DIALS TO BE USED, SHOULD BE NUMBERED FROM 0 TO 100. THESE DIALS CAN BE OBTAINED THROUGH (NEWARK ELECTRONICS). THEIR NUMBER IS: (402) 392-1055.

NOW IN ORDER TO OPERATE THIS DEVICE, FIRST OF ALL ACTIVATE THE VARIABLE 44 VOLT DC POWER SUPPLY. NEXT, MOVE THE (S3) SWITCH TO EITHER THE PAST OR FUTURE MODE. NOW FOR FUTURE TIME TRAVEL, SET VR1 AT 10 METERS AND VR2 AT THE HIGHEST POSSIBLE SETTING. NEXT, WHILE THE PIEZO TRANSDUCER IS TAPED OVER THE NAVEL AREA, TURN VR2 BACKWARDS FROM 84 TO 0 WHILE PRESSING THE (S2) PUSHBUTTON SWITCH IN AN UP AND DOWN MOTION SO THAT THE CURRENT IS PULSED AT 2 CYCLES PER SECOND. WHEN YOU HIT

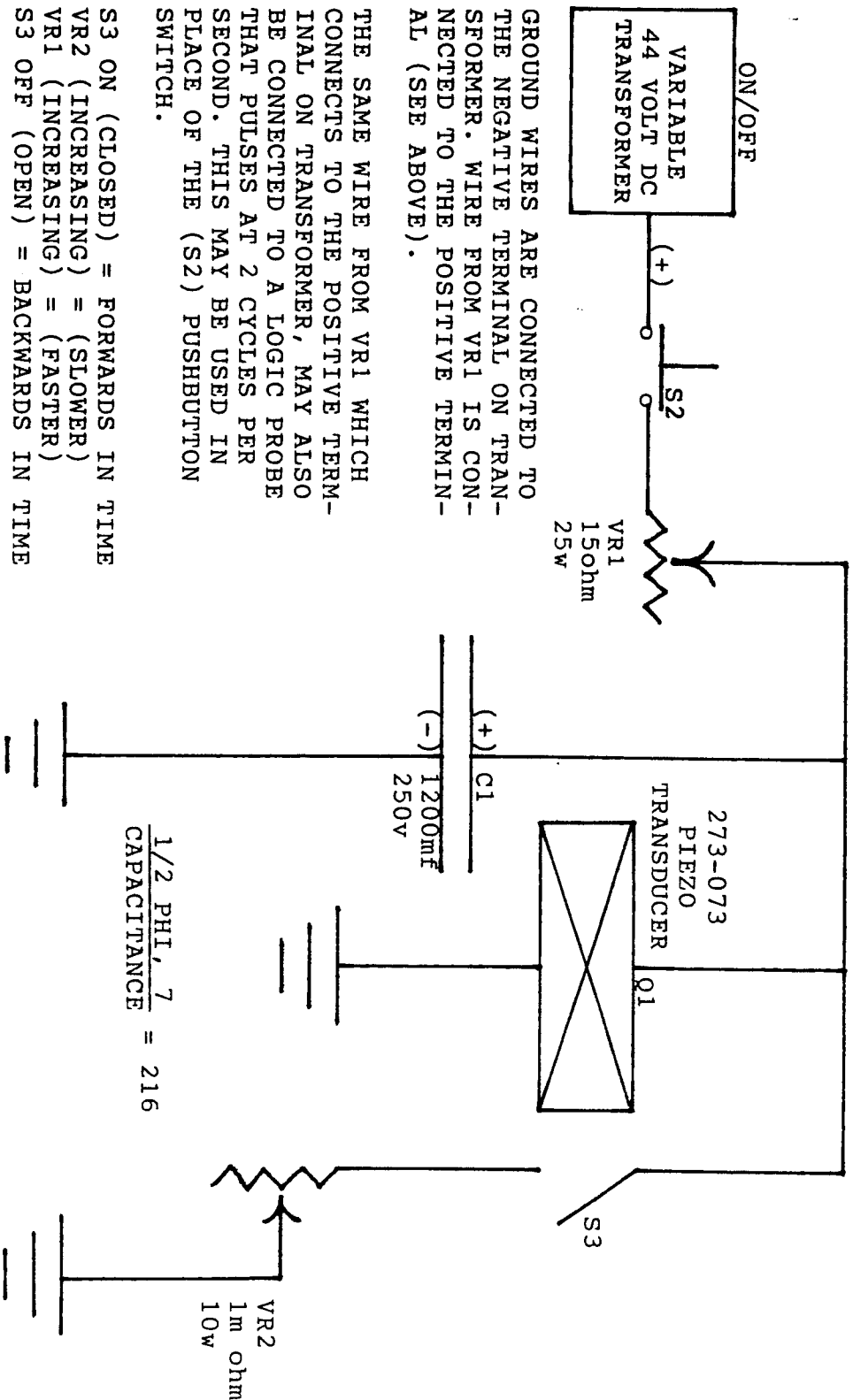
THE CORRECT SETTING ON VR2, YOU WILL HEAR SOME SORT-OF CLICK OR POPPING NOISE. AS SOON AS YOU HEAR THIS CLICK OR POP, THE HOUR HANDS ON YOUR WALL CLOCK (THAT IS, IF YOU HAVE ONE) SHOULD MOVE FORWARDS OR BACKWARDS IN TIME. THUS, BY WATCHING THE WALL CLOCK, WE CAN THEREFORE ARRIVE AT THE DATE OF OUR OWN CHOOSING, THAT IS, IF THE THEORY HOLDS TRUE. IF NOT, THEN ANOTHER MEANS WILL HAVE TO BE DEvised, IN ORDER TO DETERMINE THE TIME AND PLACE IN WHICH YOU WILL LAND IN.

AS FOR PAST TIME TRAVEL, VR2 IS LEFT ON (0), AND VR1 IS TURNED SLOWLY FROM 0 TO 84 WHILE PRESSING THE (S2) PUSHBUTTON SWITCH IN AN UP AND DOWN MOTION. AS BEFORE, AS SOON AS YOU HEAR THE CLICK OR POP, YOU SHOULD BE MOVING THROUGH TIME. REMEMBER! AS SOON AS YOU ARRIVE AT THE DESTINATION POINT, DEACTIVATE THE POWER SWITCH, BECAUSE IF YOU DON'T, YOU'LL JUST KEEP ON A GOING. *NOTE:- THIS SAME RULE APPLIES, IF YOU DECIDE TO TRAVEL INTO THE FUTURE.

IT SHOULD ALSO BE MENTIONED, THAT THIS DEVICE WILL NOT WORK FOR EVERYONE. THE REASON FOR THIS IS QUITE SIMPLE. THE BRAINWAVES MUST OSCILLATE AT A CERTAIN FREQUENCY BEFORE A TIME DISPLACEMENT CAN OCCUR. THUS, THERE IS ONLY GOING TO BE SOMETHING LIKE A FEW PEOPLE OUT OF A HUNDRED WHO ARE GOING TO GET ANY RESULTS. THIS MAY ALSO HAVE A LOT TO DO WITH THE INDIVIDUALS FAITH. N.B.- A DETAILED SCHEMATIC OF THIS DEVICE, IS GIVEN ON PAGE (3). IF YOU WILL NOTE, A FREQUENCY OR PULSE GENERATOR MAY BE USED IN PLACE OF THE VARIABLE 44 VOLT DC TRANSFORMER. HOWEVER, YOU MAY ONLY GET AN (OBE).

THE FLUX CAPACITOR

ACCORDING TO MY EQUATIONS, THE EARTHS CAPACITANCE IS 1223.208 MF. BUT SINCE THERE IS PROBABLY A 10% TOLERANCE, THIS MAY VARY FROM 1162.0476 TO 1284.3684 MF.



GROUND WIRES ARE CONNECTED TO THE NEGATIVE TERMINAL ON TRANSFORMER. WIRE FROM VR1 IS CONNECTED TO THE POSITIVE TERMINAL (SEE ABOVE).

THE SAME WIRE FROM VR1 WHICH CONNECTS TO THE POSITIVE TERMINAL ON TRANSFORMER, MAY ALSO BE CONNECTED TO A LOGIC PROBE THAT PULSES AT 2 CYCLES PER SECOND. THIS MAY BE USED IN PLACE OF THE (S2) PUSHBUTTON SWITCH.

S3 ON (CLOSED) = FORWARDS IN TIME
VR2 (INCREASING) = (SLOWER)
VR1 (INCREASING) = (FASTER)
S3 OFF (OPEN) = BACKWARDS IN TIME

AS YOU MAY ALREADY KNOW, ALL THE PEOPLE WHO ARE INTO TELEPORTATION, ANTI-GRAVITY, FREE ENERGY, OR UFO'S, ARE TO SOME DEGREE OR ANOTHER, HARASSED OR BEATEN BY EITHER THE (MIB'S) OR (GREY'S). THESE I BELIEVE ARE SATAN'S HENCHMEN. THE ONLY KNOWN DEFENCE WHICH I HAVE FOUND, OTHER THAN PRAYER, IS THE (TRIODE PROJECTION ROD) OTHERWISE KNOWN AS THE (TPR-4). THIS DEVICE WAS INVENTED BY A MAN WHO IS A CLOSE FRIEND OF MINE. IN OTHER WORDS, BY ASKING QUESTIONS WHILE HOLDING A PENDULUM, HE WAS ABLE TO OBTAIN THE EXACT INFORMATION FOR BUILDING THIS ROD. HOWEVER, EVEN THOUGH THIS IS NO SUBSTITUTE FOR REBUKING THE DEVIL, IT MAY PROVE IN SOME CASES TO GIVE ADDED PROTECTION. SO I WOULD IMAGINE IF THE (TPR-4) WAS AIMED AT ONE OF THEIR SPACESHIPS (OR A SPACESHIP INHABITED BY GREY'S), IT WOULD PROBABLY SEND IT STRAIGHT TO HELL!!!! SEE PAGE (5) FOR A DETAILED DRAWING OF THIS DEVICE.

IF YOU WILL NOTE, THE (TPR-4) IS A VARIATION OF THE POWER RODS WHICH WERE ONCE USED BY THE ANCIENT ATLANTEANS. HOWEVER, INSTEAD OF USING A SOLID CHUNK OF COPPER, THEY USED TUBES CONSTRUCTED OUT OF GOLD. NOT ONLY THAT, BUT THE PYRAMID SHAPED APEX ON THE END OF THE ROD, WAS ALSO CONSTRUCTED OUT OF GOLD, OR AT LEAST AS FAR AS I KNOW.

IT IS INTERESTING TO NOTE, THAT WHEN GOLD WAS VIEWED UNDER AN ELECTRON MICROSCOPE, SCIENTISTS DISCOVERED THAT IT WAS COMPOSED OF MILLIONS AND BILLIONS OF MICROSCOPIC PYRAMIDS. SO AS WE CAN SEE, SINCE GOLD LOCKS ONTO THE ZERO VECTOR, IT MAKES AN EXCELLENT CONDUCTOR OF WHITE LIGHT ENERGY.

AFTER THE ITEMS HAVE BEEN
INSERTED, A COPPER LID IS
PLACED OVER THE ENTIRE CO-
MPARTMENT.

SAMARIUM COBALT MAGNET

SINGLE TER. QUARTZ CRYSTAL

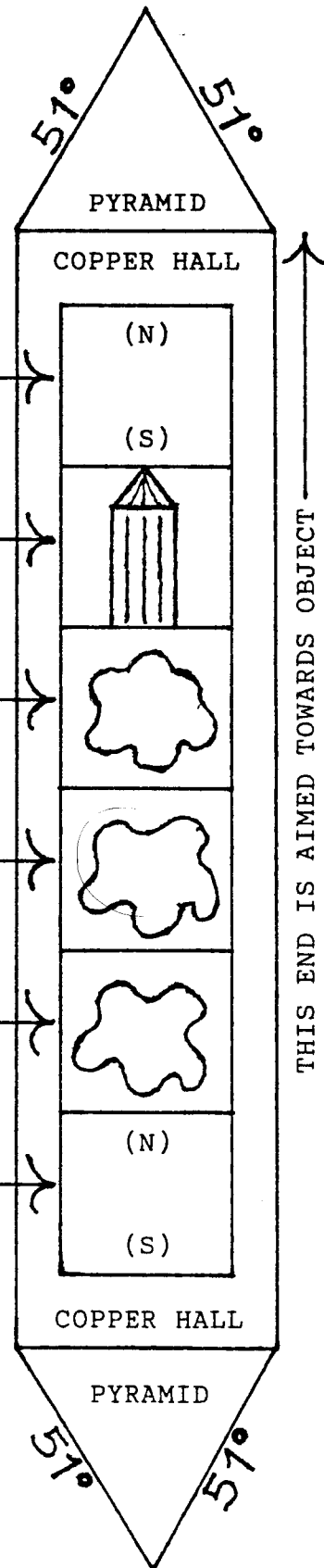
CELESTITE CLUSTER

SPINAL CLUSTER

ACTINOLITE CLUSTER

SAMARIUM COBALT MAGNET

TO INCREASE ITS POWER,
WRAP THE COPPER HALL
WITH GOLD OR WHITE LE-
ATHER.



AMONG OTHER THINGS, THE TPR-4 CAN ALSO BE USED FOR HEALING. IN OTHER WORDS, BY DIRECTING A BEAM OF WHITE LIGHT ENERGY FROM THE NORTH POLE END TO THE SUBJECT, THIS IN TURN WILL RAISE HIS ETHERIC LEVEL TO SUCH AN EXTENT, THAT THE DISEASE WILL NO LONGER BE ABLE TO OCCUPY HIS BODY. SO BASICALLY, PROVIDED THAT YOUR INTENTIONS ARE PURE, THE TPR-4 CAN BE USED FOR PRACTICALLY ANYTHING. THIS INCLUDES TIME TRAVEL!!!

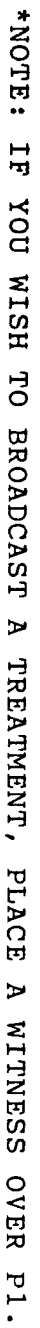
IN CASE YOUR WONDERING, TIME TRAVEL CAN BE EASILY ACHIEVED, SIMPLY BY AIMING THE TPR-4 AT THE SUBJECT. WHILE PROJECTING A BEAM OF WHITE LIGHT ENERGY, MENTALLY VISUALIZE THE SUBJECT BEING TRANSPORTED TO THAT PARTICULAR UNIVERSE OR TIME FRAME. IF YOU HAVE DONE EVERYTHING CORRECTLY, HIS PHYSICAL OR SPIRITUAL BODY SHOULD BE TRANSPORTED. ALSO BY USING THE SAME TECHNIQUE, YOU CAN ALSO TRAVEL TO THE HIGHER WORLDS.



AS YOU WILL SEE ON THE FOLLOWING PAGE, THE (STR-40) HAS INFINITE POSSIBILITIES. AND IF IT IS TUNED CORRECTLY, IT CAN BE USED FOR EITHER PHYSICAL OR OUT OF THE BODY TIME TRAVEL. IT CAN ALSO BE USED AS A TREATMENT INSTRUMENT. SO BASICALLY, THE THEORY BEHIND THIS DEVICE IS, IF THE CAPACITANCE IN A CIRCUIT, IS EQUIVALENT TO THE EARTH'S CAPACITANCE, WHITE LIGHT ENERGY WILL THEN BE PRODUCED. AND IF A CIRCUIT GENERATES WHITE LIGHT ENERGY, YOU ARE AUTOMATICALLY TUNED TO THE ZERO VECTOR, THEORETICALLY SPEAKING OF COURSE.

WARNING! THIS DEVICE IS DANGEROUS, ESPECIALLY IF IT IS GROUNDED TO A NATURAL GRID POINT. THEREFORE, I STRONGLY ADVISE THAT YOU PRAY BEFORE USING THIS DEVICE. THE SAME GOES DOUBLE FOR ALL OTHER INSTRUMENTS LISTED IN THIS REPORT. REMEMBER! WHEN YOUR WORKING WITH THIS MUCH LIGHT, THERE IS BOUND TO BE TROUBLE. THE REASON I SAY THIS, IS BECAUSE, IF YOU DON'T PUT CHRIST FIRST IN YOUR LIFE, YOU CAN BY ACCIDENT, LOCK ONTO A HELL REGION!!! AND THIS IS NOTHING TO JOKE ABOUT!!!






FOR PHYSICAL TIME TRAVEL:- ACTIVATE THE (S1) ON/OFF SWITCH. NOW TAPE THE COPPER PLATE, OR (P1), OVER THE SOLAR PLEXUS OR NAVEL AREA. NEXT, WHILE STROKING THE RUBBING PLATE, TURN THE FIRST DIAL FROM 0 TO 84 WHILE CONCENTRATING ON THE FOLLOWING QUESTION, (WHAT IS THE DIAL SETTING WHICH WILL TRANSPORT MY PHYSICAL BODY AND ALL OF ITS COMPONENTS TO DATE)? AS SOON AS YOU FEEL SOME SORT OF RESISTANCE OR STICK ON THE RUBBING PLATE, STOP TURNING THE DIAL AND PROCEED TO THE NEXT ONE. DO THE SAME THING AS BEFORE, UNTIL ALL THE DIALS HAVE BEEN TUNED. IF YOU HAVE DONE EVERYTHING CORRECTLY, YOU SHOULD BE TRANSPORTED. IT SHOULD ALSO BE ADDED, THAT WHEN YOU USE THIS DEVICE FOR THE FIRST TIME, IT MAY TAKE AS LONG AS 5 TO 7 HOURS BEFORE YOU GET ANY RESULTS.

FOR OUT OF THE BODY TIME TRAVEL:- DO THE SAME THING AS BEFORE, ONLY THIS TIME CONCENTRATE ON THE FOLLOWING QUESTION, (WHAT IS THE DIAL SETTING WHICH WILL TRANSPORT MY ASTRAL BODY AND ALL OF ITS COMPONENTS TO DATE)? SO BASICALLY, AFTER ALL THE DIALS HAVE BEEN TUNED, FIND YOURSELF A COMFORTABLE PLACE TO RELAX IN ORDER FOR THE ENERGY'S TO TAKE EFFECT. REMEMBER, THE COPPER PLATE MUST BE POSITIONED OVER THE SOLAR PLEXUS OR NAVEL AREA AT ALL TIMES.

AS FOR HEALING:- YOU AGAIN ACTIVATE THE (S1) ON/OFF SWITCH, AND POSITION (P1) OVER THE SOLAR PLEXUS OR NAVEL AREA. NEXT, WHILE TURNING EACH OF THE DIALS (I.E. WHILE STROKING THE RUBBING PLATE), CONCENTRATE ON THE FOLLOWING SENTENCE, (WHAT IS THE DIAL SETTING WHICH WILL COMPLETELY AND TOTALLY HEAL MY

BLOOD)? ONCE YOU GET A STICK ON ALL THE DIALS, WAIT FOR THE SPACE OF 10 OR 15 MINUTES BEFORE DE-ACTIVATING THE UNIT. THIS WILL ALLOW SOME TIME FOR THE WHITE LIGHT TO TAKE EFFECT. THEREFORE, ALL YOU HAVE TO DO IS TREAT YOURSELF 2 OR 3 TIMES A DAY FOR THE SPACE OF A WEEK, AND YOU SHOULD BE HEALED, PROVIDED OF COURSE, THAT THE PROBLEM ISN'T TOO SERIOUS. IF IT IS A SERIOUS PROBLEM WHICH NEEDS TO BE TREATED, IT COULD TAKE LONGER. SO IF YOU DECIDE TO BUILD THE (STR-40), MAKE CERTAIN THAT YOU OBTAIN THE LARGEST AVAILABLE CRYSTALS. FOR THE LARGER THE CRYSTALS, THE BETTER IT WORKS.



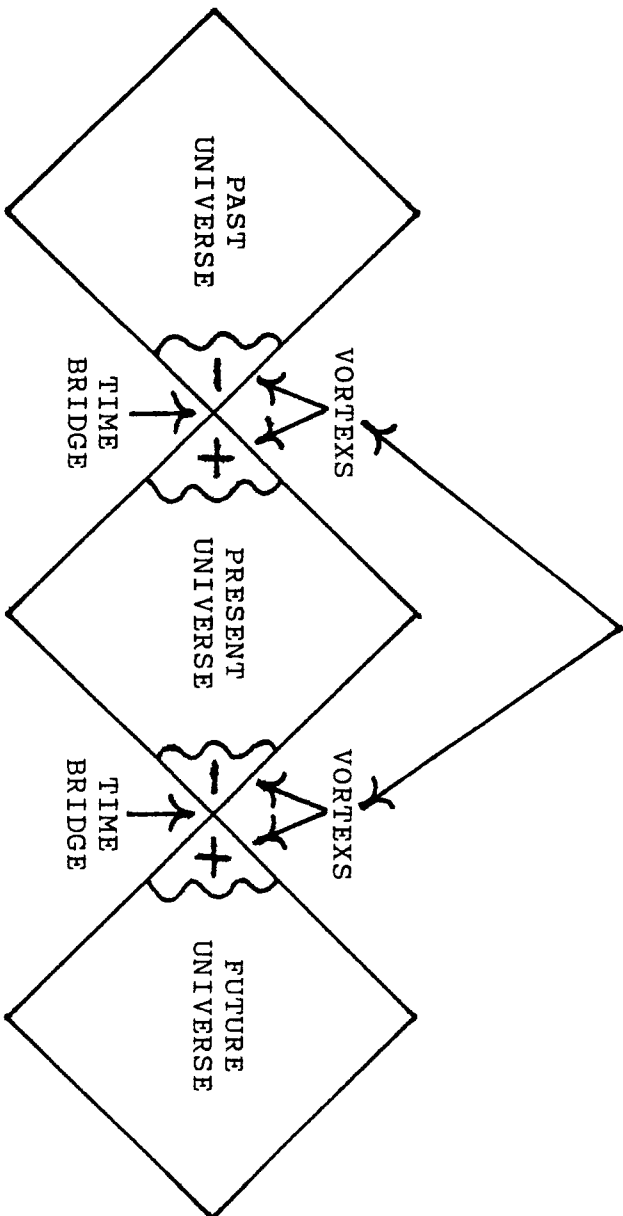
IF MY THEORY IS CORRECT, DIRECT PAST OR DIRECT FUTURE TIME TRAVEL, IS ALMOST AN IMPOSSIBILITY. THE REASON I SAY THIS IS BECAUSE, IF A PERSON AT POINT (A) DECIDES TO TRAVEL BACK AND DESTROY HIS PARENTS AT POINT (C), THEN HOW COULD THIS PERSON EXIST AT POINT (B). THUS, IF ANY ATTEMPTS ARE MADE IN THIS DIRECTION, HE WOULD CREATE WHAT IS KNOWN AS A TIME PARADOX. AND IF THIS SHOULD EVER OCCUR, OUR UNIVERSE AND EVERYTHING IN IT, WOULD CEASE TO EXIST. THEREFORE WHEN A PERSON TRAVELS PHYSICALLY THROUGH TIME, ALL THAT HE IS DOING, OR AT LEAST IN MOST CASES, IS SIMPLY JUMPING INTO ANOTHER UNIVERSE. SO BASICALLY THE PRESENT CANNOT BE CHANGED, BECAUSE IF YOU WENT BACK TO DESTROY YOUR PARENTS, THEN ALL THAT YOU WILL BE DOING, IS ALTERING THE EVENTS WHICH TRANSPIRED IN ANOTHER UNIVERSE. TO EXPLAIN HOW THIS WORKS, SEE PAGE (12).

SO AS WE CAN SEE, THE TIME BRIDGE WHICH IS CREATED BY EACH OF THE VORTEXES, CONTRACTS AND EXPANDS AT 7.8 HZ., CYCLES PER SECOND. THUS, THIS PROVES BEYOND A SHADOW OF A DOUBT, THAT BEFORE TIME TRAVEL CAN BE MADE POSSIBLE, A 7.8 HZ. FREQUENCY MUST BE USED. THEREFORE, IN ORDER TO ACHIEVE TIME TRAVEL, IF A CIRCUIT IS BEING USED, THE CIRCUIT ITSELF MUST BE ACTIVATED OVER A NATURAL OR ARTIFICIAL GRID POINT. HOWEVER, IF THE CIRCUIT ALREADY OSCILLATES AT 7.8 HZ., C.P.S., OR IF CRYSTALS, AMPLIFIERS, OR PYRAMIDS ARE BEING USED, THEN THERE IS NO NEED TO ACTIVATE THE UNIT OR DEVICE OVER A NATURAL OR ARTIFICIAL GRID POINT. THE REASON FOR THIS IS BECAUSE, WE ARE ALREADY CREATING THE 7.8 HZ. TIME FREQUENCY.

3-10-92

HOW TIME TRAVEL IS VIEWED ON A UNIVERSAL SCALE

*NOTE: EACH POSITIVE AND NEGATIVE VORTEX CONTRACTS
AN EXPANDS AT 7.8 HZ., CYCLES PER SECOND.



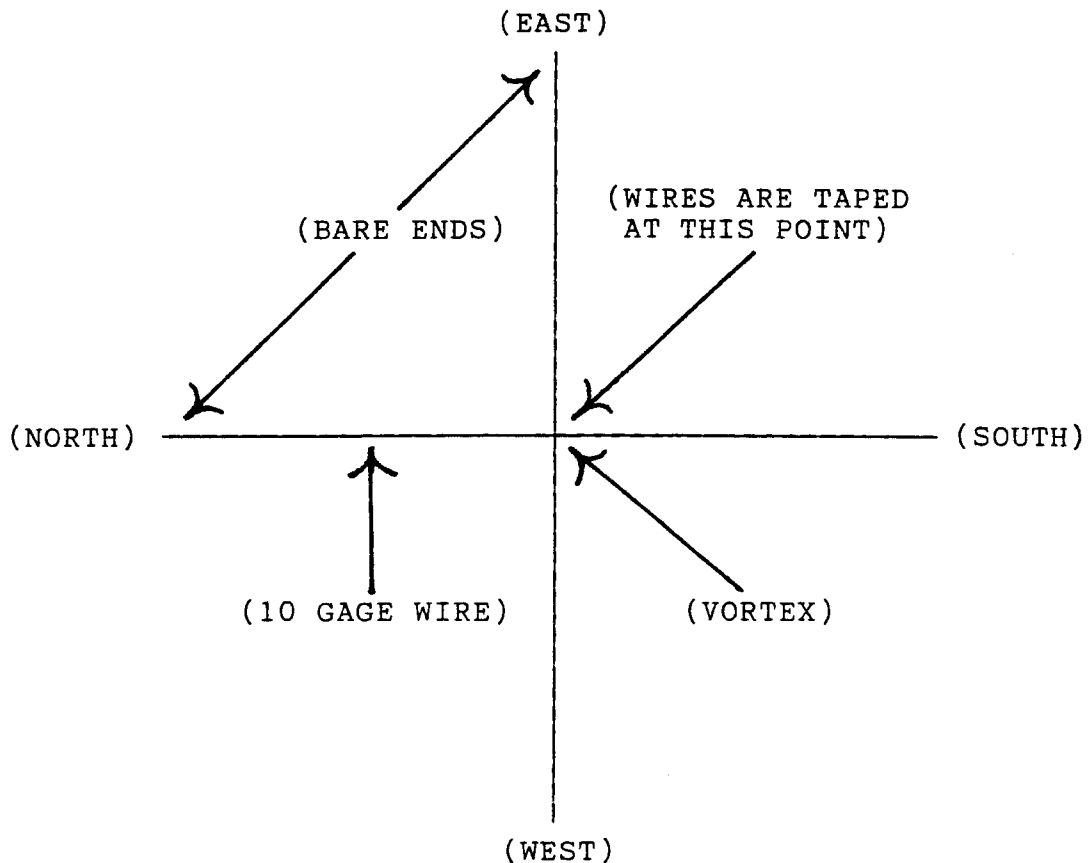
1. FOR PHYSICAL TIME TRAVEL, ACTIVATE THE (FLUX CAPACITOR) OVER A NATURAL OR ARTIFICIAL GRID POINT.
2. IF A 9-VOLT BATTERY IS USED AS THE POWER SOURCE, IT MAY TAKE AS LONG AS 40 MINUTES, BEFORE THE PERSON CAN TRAVEL PHYSICALLY THROUGH TIME. IN OTHER WORDS, IT TAKES AWHILE BEFORE THE CAPACITOR BUILDS UP A CHARGE.
3. GRID POINTS CAN BE AVOIDED, IF A (DOUBLE TERMINATED QUARTZ CRYSTAL) IS PLACED SOMEWHERE IN THE CIRCUIT.
4. IN ORDER TO PROGRAM A QUARTZ CRYSTAL FOR PHYSICAL TIME TRAVEL, USE AN (ATLANTEAN POWER ROD).
5. TO INCREASE ITS PERFORMANCE, PLACE A (CADIUS COIL) AROUND THE CRYSTAL. WHEN DOING THIS, MAKE CERTAIN THAT THE COILS ARE WRAPPED EVENLY. IF THEIR NOT, THERE MAY BE TROUBLE.
6. IT IS POSSIBLE TO USE THE (FLUX CAPACITOR) FOR PHYSICAL TIME TRAVEL, WITHOUT HAVING THE CURRENT PULSED AT TWO CYCLES PER SECOND. IN SOME WAYS, IT MAY EVEN WORK BETTER.
7. BY CONNECTING AN ELF CIRCUIT TO THE FLUX CAPACITOR, YOU COULD PULSE THE CURRENT AT 7.8 HZ., C.P.S. THIS WOULD GREATLY IMPROVE ITS PERFORMANCE.

HOW TO CONSTRUCT AN ARTIFICIAL
GRID POINT

(14)

THESE ARE EASY TO BUILD. ALL YOU DO IS CUT TWO 3 FOOT PIECES OF 10 GAGE WIRE, AND TAPE THEM TOGETHER IN A (+) TYPE FASHION. WHEN DOING THIS, MAKE CERTAIN THAT BOTH OF THE WIRES ARE INSULATED, EXCEPT FOR THE OUTER ENDS. NEXT, BURY THE WIRES ABOUT A FOOT INTO THE GROUND, SO THAT EACH END IS POINTING EAST, WEST, NORTH, AND SOUTH. (SEE BELOW) IF YOU'VE DONE THIS CORRECTLY, THE GRID POINT SHOULD ACTIVATE IN LESS THAN 3 MINUTES. THEN IF YOU WANT, YOU CAN ACTIVATE THE (FLUX CAPACITOR) OVER THE GRID POINT. HAVE FUN!!!

[ARTIFICIAL GRID POINT]



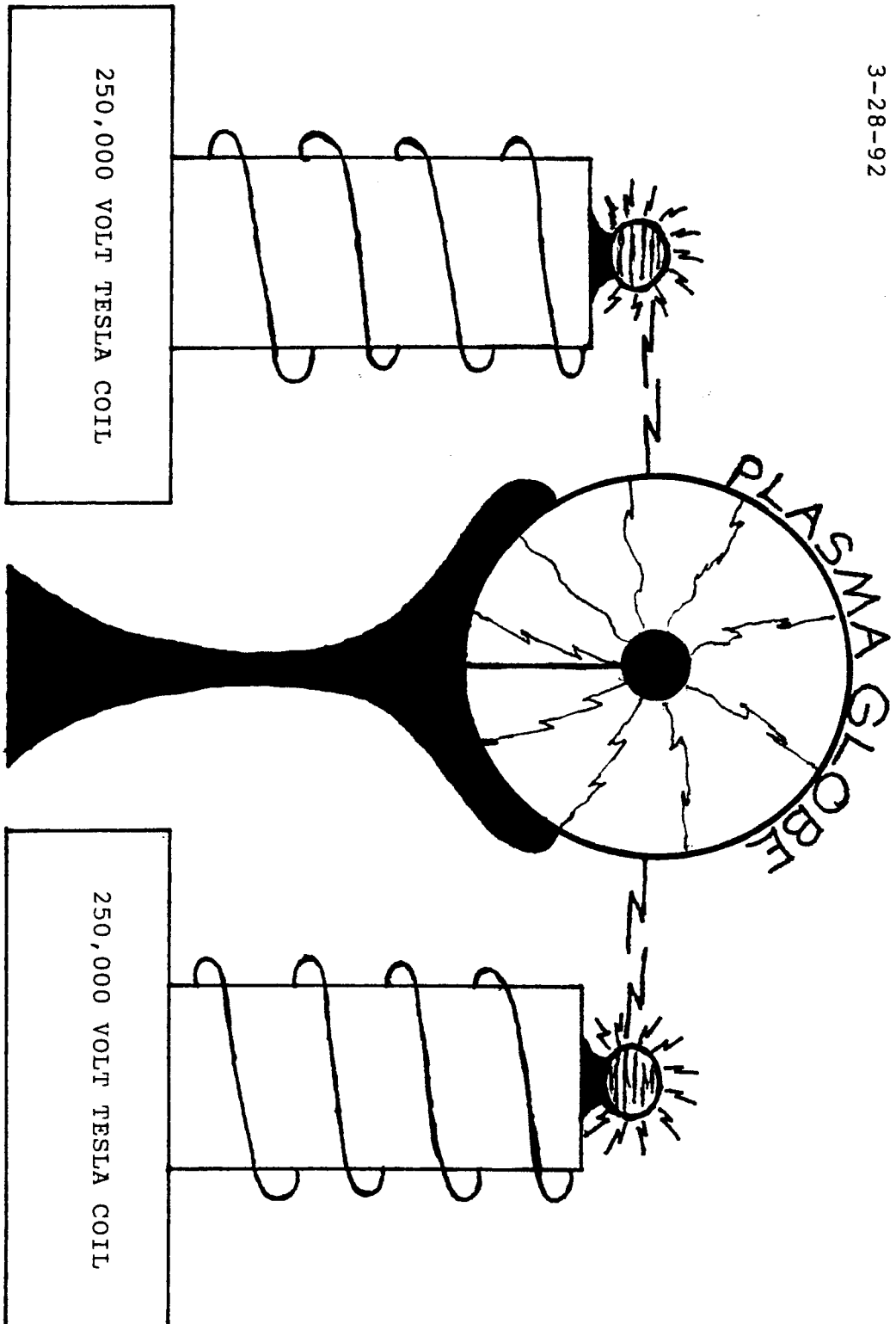
IN ORDER TO BUILD THIS DEVICE, ALL YOU NEED IS TWO 250,000 VOLT TESLA COILS, A PLASMA GLOBE, AND ONE PLASTIC SUPPORT STAND. THE PLASTIC SUPPORT STAND IS USED TO HOLD THE PLASMA GLOBE, SO THAT THE ELECTRICITY GIVEN OFF BY BOTH OF THE TESLA COILS, CAN ARK DIRECTLY TO THE GLOBE. (SEE PAGE 16) ALSO, MOST OF THESE ITEMS IF NOT ALL, CAN BE PURCHASED THROUGH (INFORMATION UNLIMITED). THEIR PHONE NUMBER IS: 800-221-1705. FOR INQUIRES DIAL: 603-673-4730. AS FOR THE 1-800 NUMBER, THIS IS USED FOR PLACING AN ORDER.

SO, THE BASIC REASON FOR BUILDING THIS DEVICE, IS TO CREATE THE CRYSTAL BALL EFFECT. IN OTHER WORDS, WHEN THE SPARK GAP ON EACH OF THE TESLA COILS HAVE BEEN RADIONICALLY TUNED, (I.E. FOR THE YEAR, MONTH, AND DAY), BY GAZING INTO THE PLASMA GLOBE, YOU SHOULD BE ABLE TO VIEW THE PAST OR FUTURE OF THIS EARTH. SO THEORETICALLY, IF EVERYTHING IS TUNED CORRECTLY, THE RESULTS SHOULD BE OUTSTANDING!!!



3-28-92

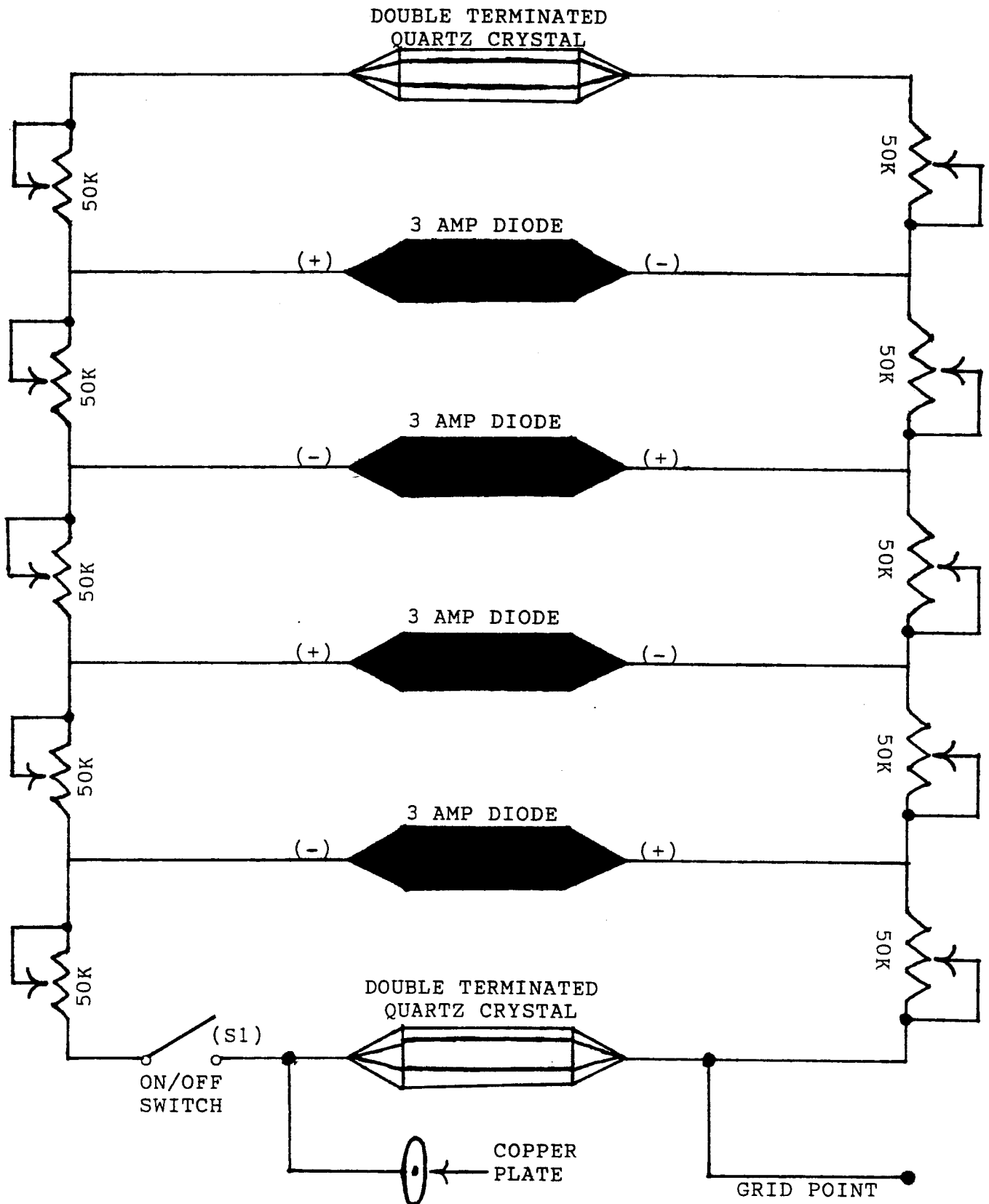
THE PLASMATRON OSCILLATOR



THIS DEVICE IS A VARIATION OF THE BIOTRONIC OSCILLATOR, WHICH IS GIVEN IN MY REPORT TITLED: (TIME TRAVEL MACHINES). THE ONLY DIFFERENCE BETWEEN THIS CIRCUIT AND THE LATTER, IS THAT DIODES ARE USED IN PLACE OF CAPACITORS. PLUS I HAVE ADDED ONE EXTRA DIODE AND CRYSTAL TO THE CIRCUIT. SO AS YOU CAN SEE, THIS CIRCUIT PACKS ONE HELL OF A PUNCH. SO MUCH IN FACT, THAT I AM SOMEWHAT AFRAID OF USING IT!!! (SEE PAGE 18)

OPERATION PROCEDURES:- THIS DEVICE IS TUNED, JUST LIKE THE (STR-40), ONLY THIS TIME WHILE CONCENTRATING ON A CERTAIN QUESTION, AND ALSO WHILE TURNING EACH OF THE DIALS, INSTEAD OF GOING FOR A STICK REACTION AS YOU WOULD WITH A RUBBING PLATE, LISTEN FOR A CLICK OR POPPING NOISE, AS SOON AS YOU HEAR THIS CLICK OR POP, THIS MEANS YOU HAVE HIT THE TIME TRAVEL RATE. YOU NOW PROCEED TO THE NEXT DIAL, AND DO THE SAME THING AS BEFORE. NEXT, AFTER ALL THE DIALS HAVE BEEN TUNED, ACTIVATE THE (S1) ON/OFF SWITCH AND TAPE THE COPPER PLATE OVER THE SOLAR PLEXUS OR NAVEL AREA. IF EVERYTHING HAS BEEN TUNED CORRECTLY, YOU SHOULD BE TRANSPORTED.





ON THE FOLLOWING PAGES, I GIVE 2 DIFFERENT VERSIONS OF THE FLUX CAPACITOR. THE REASON FOR DOING THIS, IS TO SHOW PEOPLE, THERE IS MORE THAN ONE WAY TO BUILD A TIME MACHINE.

THE DEVICE SHOWN ON PAGE (20), WAS BUILT BY A CLOSE FRIEND OF MINE, WHO CLAIMED, THAT AFTER ACTIVATING THE UNIT FOR THE SPACE OF 35 TO 40 MINUTES, PEOPLE STARTED TO POP IN AND OUT OF THE ROOM. IN OTHER WORDS, THEY WERE TRANSPORTED PHYSICALLY, OR AT LEAST IT WOULD SEEM, INTO THE PAST OR FUTURE OF THIS EARTH. FROM WHAT HE TOLD ME, ONE WOMEN WHO WAS TRANSPORTED THROUGH TIME, CLAIMED THAT AFTER SHE REAPPEARED, THAT ALL OF HER PAST PROBLEMS HAD BEEN RESOLVED. SOUNDS LIKE SHE HAD AN ENCOUNTER WITH THE CREATOR.

SO BASICALLY, EVEN FOR THE BEGINNER, THESE CIRCUITS SHOULD PROVE TO BE QUITE HELPFUL.

REMEMBER! ALL THE CIRCUITS WHICH ARE GIVEN IN THIS REPORT, ARE PRETTY MUCH BASED ON THE FOLLOWING EQUATION:-

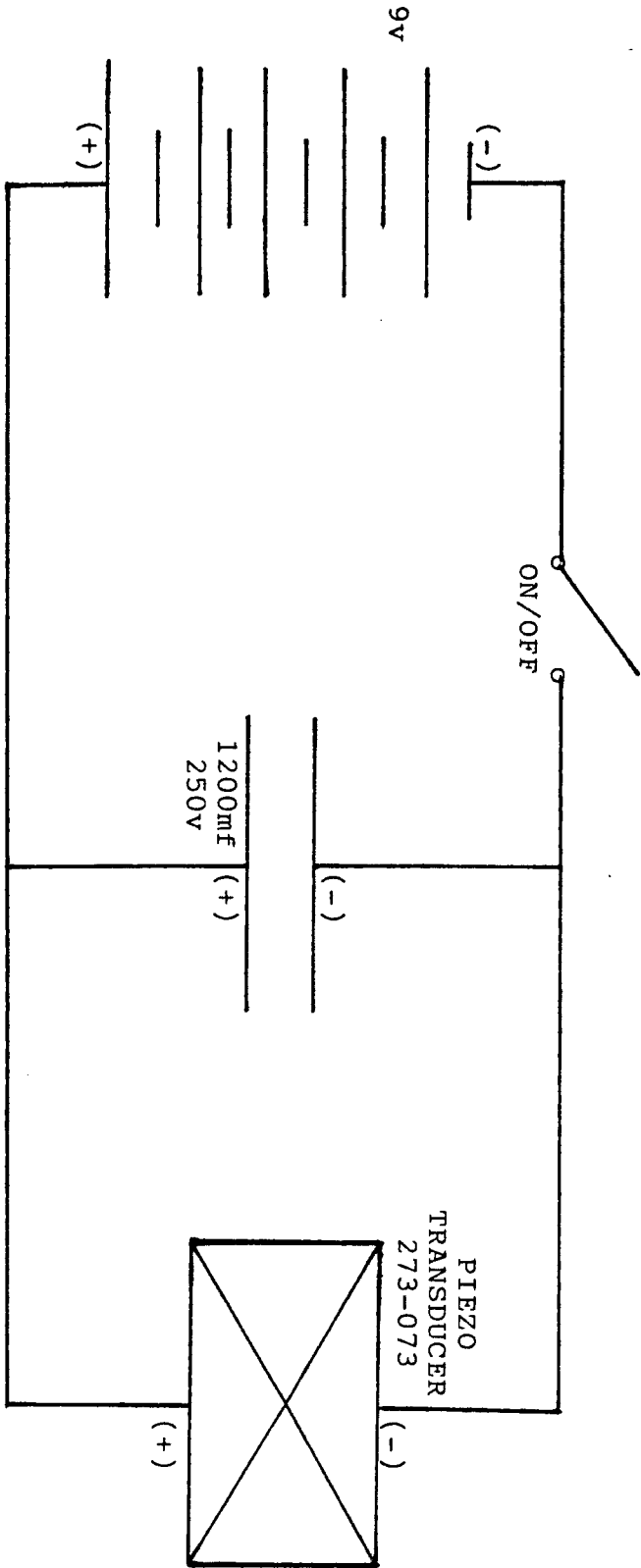
$$(\text{THOUGHT} \times \text{TUNING} = \text{RESONANCE})$$

ON A MORE ANALYTICAL LEVEL, THIS EQUATION WOULD LOOK SOMETHING LIKE THIS:-

$$(6 \times 360 = 2160)$$

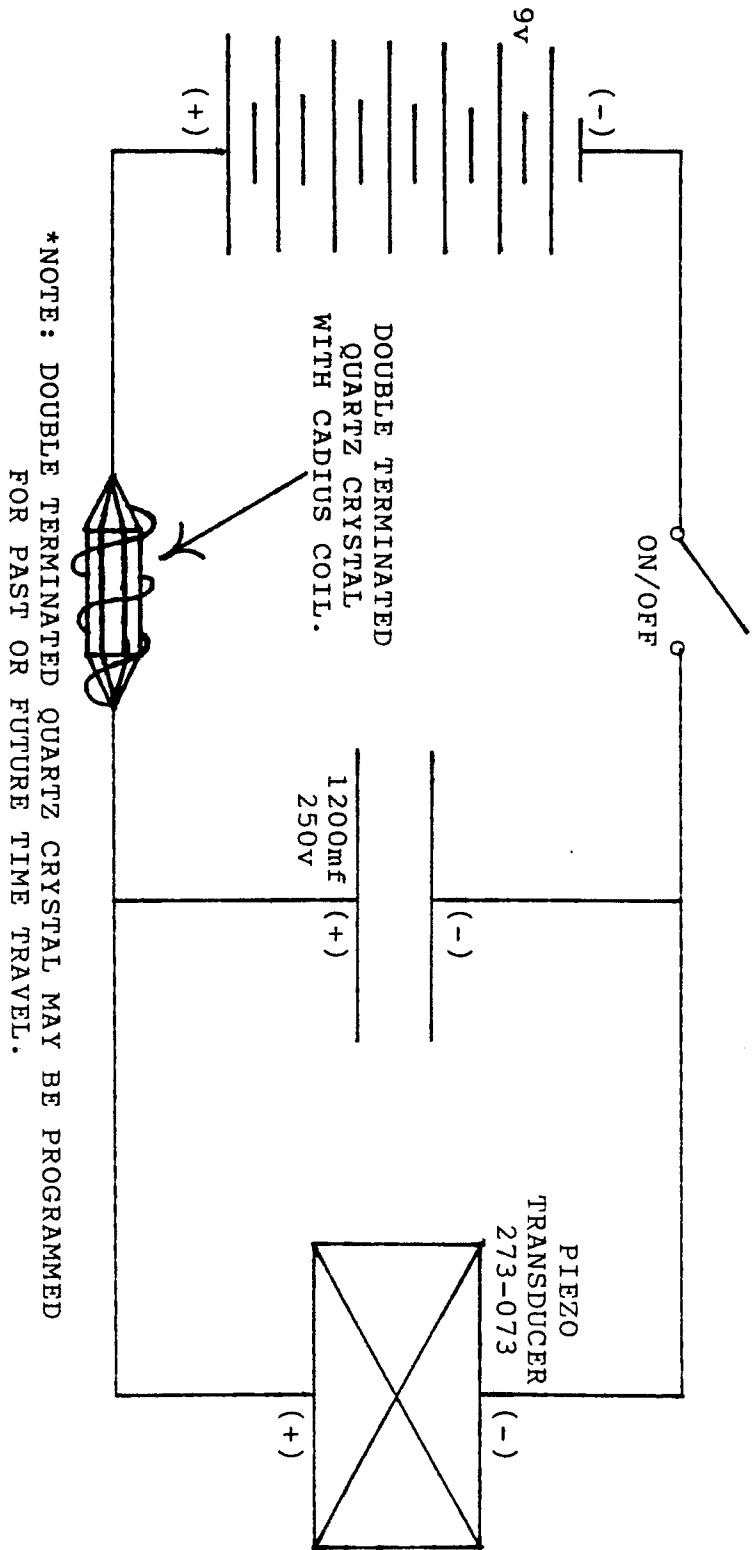
IN THE LATTER EQUATION, THE (6) VALUE DENOTES THE 6 ETHERIC FIELDS WHICH SURROUNDS THE PHYSICAL BODY. THE NO. (360) DENOTES THE NUMBER OF DEGREES IN THE CIRCUMFERENCE OF A DIAL. AND THE (2160) VALUE, WHEN THE ZERO IS EXCLUDED, IS THE TONE HARMONIC OF THE ZERO VECTOR. THEREFORE THE (216) VALUE MUST ALWAYS BE PRESENT, BEFORE TIME TRAVEL CAN BE ACHIEVED.

SIMPLIFIED VERSION OF THE FLUX CAPACITOR
SCHEMATIC TFC-2

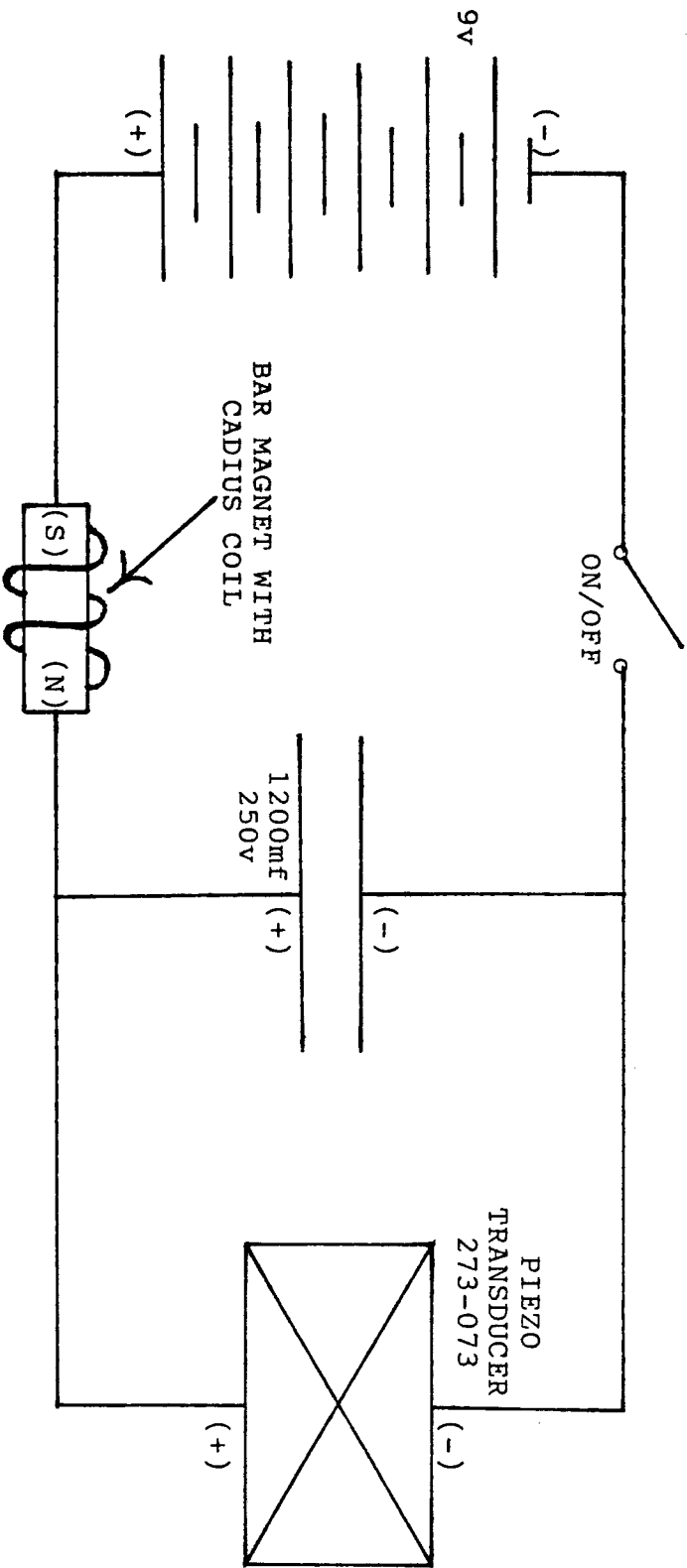


*NOTE: IN THIS CIRCUIT, THE CURRENT DOES NOT PULSE AT 2 C.P.S.

SIMPLIFIED VERSION OF THE FLUX CAPACITOR
SCHEMATIC TFC-A3




SIMPLIFIED VERSION OF THE FLUX CAPACITOR
SCHEMATIC TFC-AB4



*NOTE: BAR MAGNET MAY BE PROGRAMMED FOR PAST OR FUTURE TIME TRAVEL.

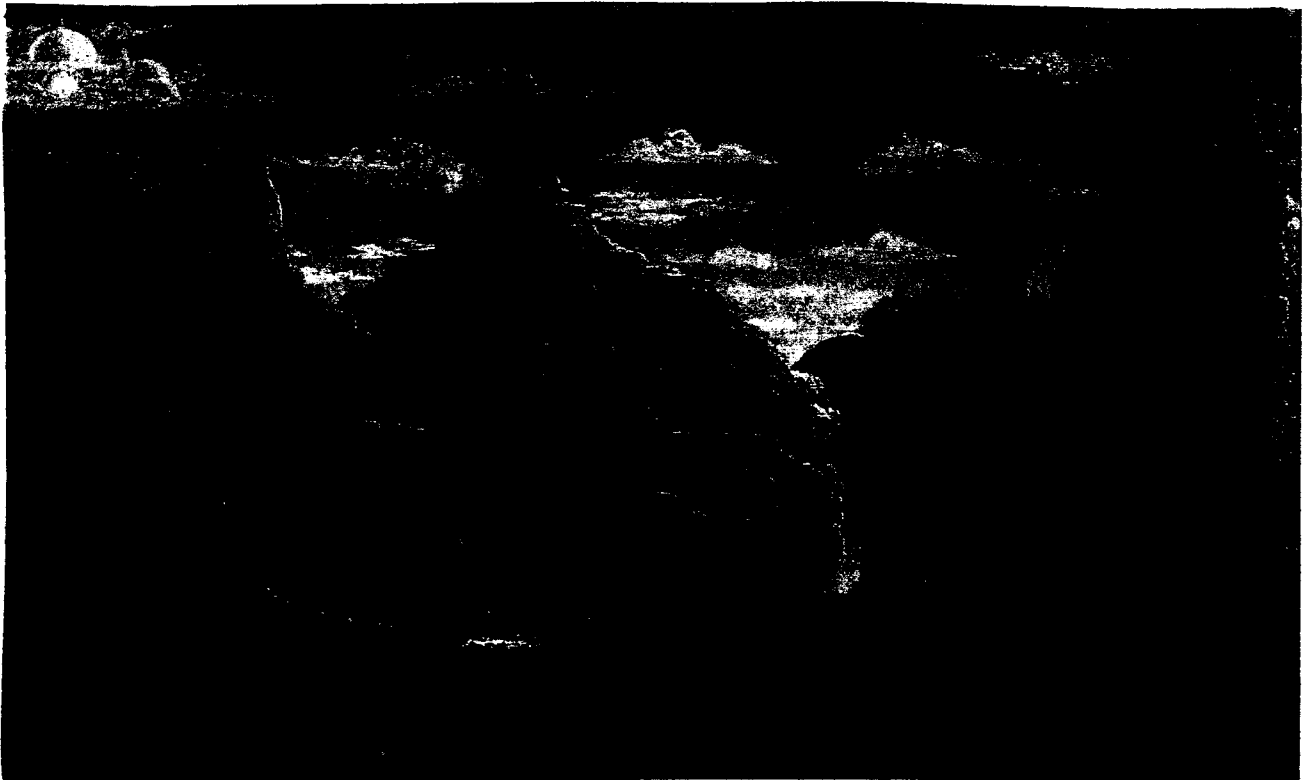
ONE OF THE MOST DYNAMIC EXPERIENCES WHICH I HAD, WHILE USING THE FLUX CAPACITOR, WAS WHEN IT WAS HOOKED UP TO A PULSE GENERATOR, WHICH HAD A 10 VOLT OUTPUT. IN OTHER WORDS, AFTER EACH OF THE DIALS HAD BEEN RADIONICALLY TUNED, I ACTIVATED THE UNIT FOR THE SPACE OF 25 MINUTES. DURING THIS TIME, THE ONLY THING THAT I FELT, WERE THE MUSCLES TWITCHING IN MY LEFT AND RIGHT LEG. SO BASICALLY THIS WAS A SURE SIGN THAT THE UNIT WAS WORKING. BUT ANYHOW LATER ON THAT NIGHT AFTER I HAD FINISHED THE EXPERIMENT, I DECIDED TO GO TO BED. AS SOON AS I CLIMBED INTO BED AND CLOSED MY EYES, I FELT INTENSE PAIN IN BOTH OF MY FEET, SO MUCH IN FACT, I THOUGHT I WAS HAVING A STROKE. AFTER THE PAIN SUB-SIDED, I AGAIN CLOSED MY EYES. JUST THEN, I HEARD A CLICK AND A POP, AND THE NEXT THING I NEW I FOUND MYSELF IN ANOTHER DIMENSION. I BEGIN TO PANICK, THEN ALL OF A SUDDEN, SOMETHING ATTACKED ME. THE NEXT THING I REMEMBERED, I WAS TRAVELING THROUGH A TUNNEL OF LIGHT, AND THEN THE LIGHTS WENT ON, AND I FOUND MYSELF BACK IN MY OWN BEDROOM. I WAS HAPPY I WAS BACK. I ALSO FOUND IT DIFFICULT TO FALL ASLEEP, SINCE I WAS SCARED SHITLESS. I DIDN'T REALIZE THAT I HAD TRAVELED THROUGH TIME UNTIL 3 DAYS LATER. THINKING IT WAS THURSDAY, I TOLD MY MOTHER, I'M SURE GLAD TOMORROW IS FRIDAY, JUST THEN SHE TOLD ME THAT TODAY WAS WEDNESDAY. I THOUGHT SHE WAS LYING. SO I WENT INTO THE LIVING ROOM TO CHECK THE TIME ON OUR SATELLITE RECEIVER, AND SURE ENOUGH TODAY WAS WEDNESDAY. THUS, I HAD TRAVELED ONE DAY INTO EARTH'S PAST. SO BASICALLY, I DIDN'T TRAVEL PHYSICALLY, BUT WHAT HAP-

PENED WAS, MY AURA WAS TRANSPORTED INTO ONE OF MY OTHER DOUBLES IN A PAST UNIVERSE. THIS WOULD ACCOUNT FOR THE FACT, THAT I DIDN'T RUN INTO ONE OF MY OTHER SELVES. FOR IF I DID, GOD ONLY KNOWS WHAT WOULD HAVE HAPPENED. IT WAS A GOOD THING THAT HE WAS WATCHING OVER ME, BECAUSE IF HE WASN'T, ALL HELL WOULD HAVE BUSTED LOOSE. SO AS YOU CAN SEE, TIME TRAVEL CAN BE VERY DANGEROUS, ESPECIALLY WHEN YOU DO NOT REALIZE WHAT YOU ARE WORKING WITH. SO IF YOU DECIDE TO TRAVEL THROUGH TIME, BE VERY VERY VERY CAREFUL!!!



IT HAS BEEN PROVEN TO SOME EXTENT OR ANOTHER, THAT MIRRORS ARE ACTUALLY DOORWAYS LEADING INTO HELL. THERE'S ALOT OF EVIDENCE TO BACK ME UP IN WHAT I SAY. FOR EXAMPLE, WHERE DO YOU SUPPOSE THE LEGEND GOT STARTED, THAT IF A MIRROR GETS BROKEN, YOU HAVE 7 YEARS BAD LUCK. THIS IS BECAUSE, WHEN A MIRROR GETS BROKEN, YOU OPEN UP A DOORWAY. LET ME TELL YOU, THIS IS NOTHING TO JOKE ABOUT. IF YOUR NOT SPIRITUALLY PROTECTED, A DEMON WILL COME THROUGH IT, AND ATTACK YOU. HOW DO YOU THINK THAT SATAN IS ABLE TO INFLUENCE THE PUBLIC'S ACTIONS. ITS THROUGH MIRRORS. MIRRORS WERE DIFFINANTLY AN INVENTION OF THE DEVIL, FOR THE SIMPLE REASON, WHEN YOU LOOK AT YOURSELF IN THE MORNING BEFORE YOU SHAVE, YOU HAVE A TENDENCY TO ADMIRE YOURSELF, AND WHENEVER YOU DO THAT, YOU THEN BECOME CONCEITED. THEREFORE, MIRRORS WERE BUILT ON THE ASPECT OF SIN. THERE'S NO QUESTION ABOUT IT, THEIR EVIL! I WOULDN'T SAY THIS UNLESS I ACTUALLY BEEN THROUGH ONE, AND I HAVE, AND BELIEVE ME, I HAVE SEEN THINGS THAT WOULD MAKE A SANE MAN'S HAIR TURN WHITE. TO GIVE AN EXAMPLE, A PERSON WAS TELLING ME, THAT A CLOSE FRIEND OF HIS, WAS EXPERIMENTING WITH MIRRORS. HOWEVER, HIS EXPERIMENTS CAME TO AN END ONE DAY, WHEN HE DECIDED TO USE A STROBE LIGHT TO OPEN UP A DOORWAY. WELL SURE ENOUGH AS SOON AS HE HIT THIS ONE FREQUENCY, TO LARGE HORNS STARTED TO COME OUT OF THE MIRROR. THIS SCARED HIM SO BAD, HE NEVER REPEATED THE EXPERIMENT AGAIN. SO PEOPLE, IF YOU HAVE A MIRROR, MAKE THE SIGN OF A CROSS BEFORE LOOKING AT YOURSELF, BECAUSE IF YOU DON'T, SATAN MAY INFLUENCE YOUR ACTIONS.

UNDER NO CIRCUMSTANCES SHOULD THE PI VALUE BE USED, ESPECIALLY IN EQUATIONS. THE REASON I SAY THIS IS BECAUSE, IF THE HEBREW ALPHABET SET (SEE PAGE 27) IS USED TO CONVERT THE NAME OF SATAN INTO NUMBERS, WE WOULD GET 3.1415 AND THIS MY FRIENDS IS THE RATIO OF PI. THEREFORE WHENEVER THE PI VALUE IS USED WHEN CONSTRUCTING AN OBJECT, THAT OBJECT BECOMES AN ASPECT OF SIN, BUT ONLY FOR THOSE WHO MISUSE IT. BUT EVEN DESPITE WHAT I HAVE SAID, IT SHOULD BE AVOIDED ALTOGETHER. FOR IT IS BETTER TO BE SAFE THAN SORRY.



THE HEBREW ALPHABET SET

(27)

A = 1

N = 5

B = 2

O = 7

C = 2

P = 8

D = 4

Q = 1

E = 5

R = 2

F = 8

S = 3

G = 3

T = 4

H = 8

U = 6

I = 1

V = 6

J = 1

W = 6

K = 2

X = 6

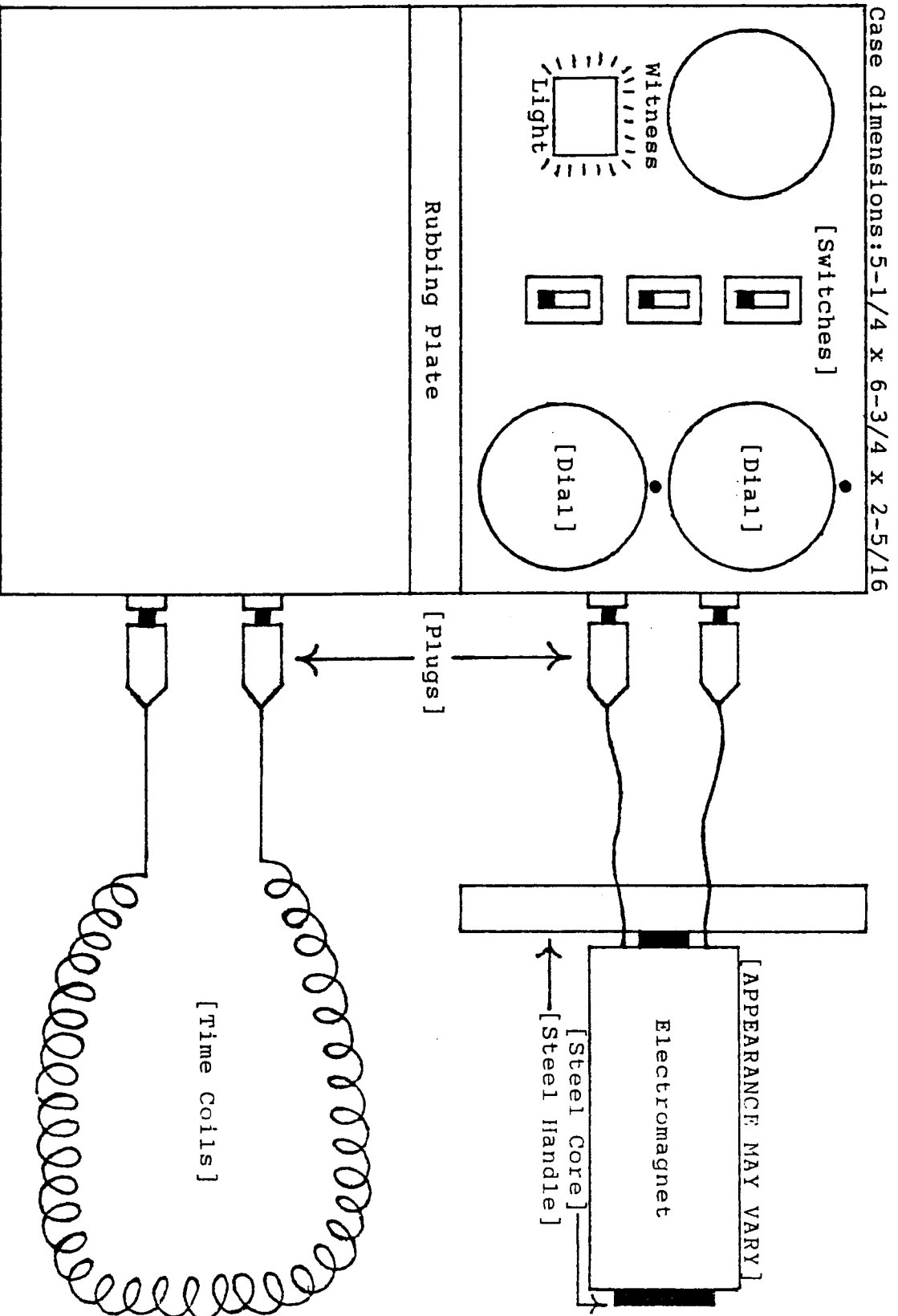
L = 3

Y = 1

M = 4

Z = 7

THE HYPER DIMENSIONAL RESONATOR



THIS HERE IS A TWO DIAL, ONE BANK TREATMENT INSTRUMENT, WHICH PLUGS INTO A NORMAL 110V OUTLET. THIS DEVICE GENERATES AN AC/DC, 60-CYCLE, ALTERNATING FREQUENCY WHICH GENERATES AN UNLIMITED AMOUNT OF WHITE LIGHT ENERGY. THIS DEVICE COMES EQUIPPED WITH A WITNESS WELL, PHENOLIC RUBBING PLATE, MULTI-DIMENSIONAL STABILIZER, CLEAR SWITCH, POWER SWITCH, TIME COILS, AND ONE ELECTROMAGNET. THE NICE THING ABOUT THIS UNIT IS, WHEN GIVING A TREATMENT, YOU MAY BROADCAST THE FREQUENCY BY MEANS OF A WITNESS, OR YOU MAY HOOK-UP THE ELECTROMAGNET DIRECTLY TO THE PERSON. AMONG OTHER THINGS, THIS UNIT CAN ALSO BE USED FOR OUT OF THE BODY TIME TRAVEL. AS FAR AS THE PHYSICAL ASPECTS ARE CONCERNED, YES YOU CAN USE THE HYPER-DIMENSIONAL RESONATOR FOR PHYSICAL TIME TRAVEL, BUT ONLY WHEN ACTIVATED OVER A NATURAL GRID POINT, OR IN A PLACE WHERE UFO'S ARE SIGHTED.

BONUS FEATURES

EACH UNIT THAT I SELL HAS A BUILT IN ELECTRONIC SENSOR COIL WHICH IS LOCATED DIRECTLY BENEATH THE RUBBING PLATE. THESE COILS ARE SPECIFICALLY DESIGNED TO PICK-UP AND AMPLIFY THOUGHT INDUCED WHITE LIGHT ENERGY. NOT ONLY THAT, BUT THESE COILS ARE ALSO DESIGNED TO HELP INCREASE THE STICK REACTION WHEN USING THE RUBBING PLATE.

OPERATION PROCEDURES

THIS DEVICE WORKS JUST LIKE A RADIONICS MACHINE. IN OTHER WORDS, AFTER THE UNIT HAS BEEN CONNECTED TO A 110V OUTLET, THE DIALS ON THE MACHINE ARE THEN TUNED RADIONICALLY FOR THE YEAR, MONTH, AND DAY THAT YOU WISH TO TRAVEL TO. THIS IS DONE WHILE THE TIME COILS ARE POSITIONED AROUND THE HEAD. BUT ANYHOW, AFTER THE RATES HAVE BEEN FOUND, THE UNIT IS ACTIVATED, AND THE ELECTROMAGNET IS PLACED OVER THE SOLAR PLEXUS FOR THE SPACE OF 3 MINUTES. AFTER THE TREATMENT IS OVER WITH, THE UNIT IS DE-ACTIVATED AND THE TIME COILS REMOVED. THE PERSON NOW FINDS A COMFORTABLE PLACE TO RELAX IN ORDER FOR THE ENERGIES TO TAKE EFFECT. IF YOU HAVE DONE EVERYTHING CORRECTLY, YOU WILL THEN BE PROJECTED TO THE YEAR, MONTH, AND DAY. AS FOR THE HEALING PROCEDURES, THIS INFORMATION IS INCLUDED IN MY INSTRUCTION MANUAL.

THE HYPER DIMENSIONAL RESONATOR WITH TIME COILS AND ONE ELECTROMAGNET, SELLS FOR \$360.00, INSTRUCTION MANUAL IS INCLUDED. ITEM (#11).

DOUBLE TERMINATED QUARTZ CRYSTALS

IT HAS BEEN PROVEN THAT IF A DOUBLE TERMINATED QUARTZ CRYSTAL IS PLACED INSIDE THE WITNESS WELL ON THE HYPER DIMENSIONAL RESONATOR, IT WILL GREATLY IMPROVE ITS PERFORMANCE FOR WHATEVER THE PURPOSE MIGHT BE. THESE CRYSTALS AVERAGE FROM 1 TO 3 INCHES IN LENGTH. PRICE: \$12.00 PER CRYSTAL. ITEM (#12).

Parts Source

Electronic

Jameco: Electronic Components and Computer Products
Phone: 1-800-831-4242
website: www.Jameco.com
Address: 1355 Shoreway Rd., Belmont CA 94002-4100

All Electronics Corporation: New and surplus electronic parts and supplies
Phone: 1-800-826-5432
website: www.allcorp.com
Address: 905 S. Vermont Ave., Los Angeles, CA 90006

Hosfelt: Electronics inc.
Phone: 1-800-524-6464
website: N/A
Address: 2700 Sunset Blvd., Steubenville, OH 43952-1158

Mouser Electronics
Phone: 1-800-346-6873
website: www.mouser.com
Address: 958 N. Main, Mansfield, TX 76063-4827

Digi-Key: Your ultimate destination
Phone: 1-800-344-4539
website: www.digikey.com
Address: 701 Brooks Ave. South, Thief River Falls, MN 56701-0677

Electronic Goldmine: Catalog of high tech electronics and components
Phone: 1-800-445-0697
website: www.goldmine-elec.com
Address: P.O. Box 5408, Scottsdale, AZ 85261

Parts

Small Parts Inc.: Engineering Findings Quality Components, Materials, and Tools
Phone: 1-800-220-4242
website: www.smallparts.com
Address: 13980 N.W. 58th Court, P.O. Box 4650, Miami Lakes, FL 33014-0650

United States Plastic Corp.: World's Largest Assortment of Plastics
Phone: 1-800-537-9724
website: www.usplastic.com
Address: 1390 Neubrecht Rd., Lima OH 45801