

By closing this banner, scrolling this page, clicking a link or continuing to browse otherwise, you agree to the use of cookies. **I AGREE**



[Tweet](#)







Share 13

There are 183 countries listed below. [View year 2017 listing.](#)

- ➔ GDP: Gross Domestic Product (in USD millions)
- ➔ Mil. Exp.: Military Expenditures (in USD millions)
- ➔ PPP: Power Purchase Parity (in USD)
- ➔ \$: U.S. Dollar (USD)

[See notes below](#)

	<u>Country</u>	<u>Population</u>	<u>GDP</u> ▼	<u>Mil. Exp.</u>	<u>PPP</u>
121	Mongolia	3,118,360 3,070,000	\$21,331 \$10,870	\$187 \$100	\$9,772 \$12,600
122	Trinidad and Tobago	1,044,320 1,220,000	\$21,325 \$20,300	\$56 \$227	\$16,041 \$31,200
123	Puerto Rico	1,165,780 3,350,000	\$20,977 \$103,200	- -	\$11,996 \$37,900
124	Madagascar	24,842,620 25,050,000	\$19,807 \$10,560	\$106 \$56	\$1,139 \$1,600
125	Nicaragua	6,202,240 6,020,000	\$19,389 \$13,690	\$105 \$75	\$4,466 \$5,800
126	North Macedonia	1,903,800 2,100,000	\$19,164 \$11,420	\$209 \$125	\$14,380 \$15,200
127	Benin	10,493,240 11,040,000	\$19,098 \$9,410	\$199 \$107	\$2,600 \$2,200
128	Tajikistan	9,214,940 8,470,000	\$17,623 \$7,230	\$198 \$85	\$2,732 \$3,100
129	Libya	3,253,820 6,650,000	\$17,328 \$33,310	- -	\$3,513 \$9,800
130	Bahrain	837,800 1,410,000	\$16,998 \$33,870	\$376 \$1,560	\$20,778 \$51,800
131	Mauritius	1,363,960 1,360,000	\$16,772 \$12,270	\$30 \$23	\$17,566 \$21,600
132	Niger	17,764,280 19,240,000	\$16,427 \$7,890	\$367 \$316	\$1,321 \$1,200
133	Jamaica	2,763,480 2,990,000	\$15,756 \$14,290	\$111 \$117	\$7,612 \$9,200
134	Zimbabwe	14,638,960 13,800,000	\$15,289 \$17,110	\$323 \$376	\$1,492 \$2,300
135	Namibia	2,348,840 2,480,000	\$14,518 \$12,560	\$453 \$559	\$8,550 \$11,500
136	Armenia	2,891,200 3,050,000	\$14,041 \$11,040	\$481 \$450	\$6,938 \$9,100
137	Equatorial Guinea	688,511 778,358	\$11,772 \$10,070	\$19 \$20	\$22,236 \$34,900
138	Cyprus	791,720 1,220,000	\$11,545 \$21,110	\$158 \$375	\$19,087 \$36,600
139	Mauritania	3,843,620 3,760,000	\$9,995 \$4,980	\$410 \$148	\$3,715 \$4,500
140	Haiti	9,439,880 10,650,000	\$9,903 \$8,360	- -	\$1,152 \$1,800
141	Kyrgyzstan	5,753,600 5,790,000	\$9,888 \$7,060	\$102 \$220	\$2,455 \$3,700
142	Togo	7,477,160 7,960,000	\$9,735 \$4,800	\$161 \$89	\$1,860 \$1,600
143	Malawi	17,488,020 19,200,000	\$9,659 \$6,260	\$60 \$38	\$789 \$1,200

144		Guinea	11,896,000 12,410,000	\$9,468 \$9,180	\$149 \$229	\$1,137 \$2,000
145		Timor-Leste	1,363,200 1,290,000	\$7,977 \$2,720	\$175 \$69	\$8,360 \$5,000
146		Montenegro	596,753 642,550	\$7,879 \$4,040	\$122 \$66	\$18,861 \$17,400
147		Moldova	2,750,860 3,470,000	\$7,686 \$7,940	\$21 \$35	\$3,463 \$5,700
148		Bahamas	273,460 329,988	\$7,289 \$9,130	- -	\$18,312 \$25,100
149		Malta	295,243 416,338	\$7,124 \$12,010	\$26 \$64	\$21,156 \$42,500
150		Burundi	10,516,440 11,470,000	\$6,927 \$3,390	\$155 \$75	\$941 \$800

[1](#) [2](#) [3](#) [4](#) [5](#) [6](#) [7](#)

There have been many questions about the countries forecast specially the one focusing on the United States of America (USA). They won't be answered one by one but below you can find some explanation, thoughts and reflections. We are going to keep this as short as possible.

The majority of the economic and demographic data used in the making of the forecasts is widely available by institutions such as the CIA, IMF, UN, USG, etc. You can see the most relevant data at every single country's page. There is a tiny part of data coming from a variety of shadow sources such as Internet gurus, unsigned reports and others. But all these sources are from the internet and are of public domain for at least a minority. For example, several years ago Dagong, the Chinese ratings agency, published a report analyzing the physical economy of the States comparing it with those of China, Germany and Japan. The conclusion was that the US GDP was something between \$5 to \$10 trillion instead of \$15 trillion as officially reported by the USG. We assume that the official data, especially economic, released by governments is fake, cooked or distorted in some degree. Historically it is well known that the former Soviet Union was making up fake statistics years before its collapse. Western as well as other countries are making up their numbers today to conceal their real state of affairs. We are sure that many people out there can find government statistics in their own countries that by their own personal experience are hard to believe or are so optimistic that may belong to a different country.

Despite the numeric data "quantity" there is a "quality" model which has not a direct translation into numeric data. The 2014 strain of Ebola has a death rate of 50-60% but try to imagine what would happen if there is a pandemic of Ebola with hundreds of thousands or millions infected with the virus. So far the few cases of Ebola-infected people have "enjoyed" intensive healthcare with anti-viral and breathing assistance but above all with abundant human support by Physicians and nurses. In a pandemic scenario that kind of healthcare won't be available for the overwhelming number of infected leading to a dramatic increase of the death rate due to the lack of proper healthcare. The "quality" factor is that the death rate could increase to 80-90% in a pandemic scenario from the stated 50-60% rate. The figure itself is not important what is relevant is the fact that the scenario can evolve beyond the initial conditions from a 50% death toll to more than 90%. By the way, no pandemic or nuclear war is included in the forecast.

The key element to understand the process that the USA will enter in the upcoming decade is migration. In the past, specially in the 20th century, the key factor that allowed the USA to rise to its colossus status was immigration with the benefits of a demographic expansion supporting the credit expansion and the brain drain from the rest of the world benefiting the States. The collapse of the Western financial system will wipe out the standard of living of its population while ending ponzi schemes such as the stock exchange and the pension funds. The population will be hit so badly by a full array of bubbles and ponzi schemes that the migration engine will start to work in reverse accelerating itself due to ripple effects thus leading to the demise of the States. This unseen situation for the States will develop itself in a cascade pattern with unprecedented and devastating effects for the economy. Jobs offshoring will surely end with many American Corporations relocating overseas thus becoming foreign Corporations!!!! We see a significant part of the American population migrating to Latin America and Asia while migration to Europe - suffering a similar illness - won't be relevant. Nevertheless the death toll will be horrible. Take into account that the Soviet Union's population was poorer than the Americans nowadays or even then. The ex-Soviets suffered during the following struggle in the 1990s with a significant death toll and the loss of national pride. Might we say "Twice the pride, double the fall"? Nope. The American standard of living is one of the highest, far more than double of the Soviets while having added a services economy that will be gone along with the financial system. When pensioners see their retirement disappear in front of their eyes and there are no servicing jobs you can imagine what is going to happen next. At least younger people can migrate. Never in human history were so many elders among the population. In past centuries people were lucky to get to their 30s or 40s. The American downfall is set to be far worse than the Soviet Union's one. A confluence of crisis with a devastating result.

The Demographic crisis in the former Soviet Union countries has extended for over two decades, if we accept that it ended early in this decade (2010s). The demographic crisis will hit the World in the near future and is projected to last between three and eight decades more or less depending on technological breakthrough and environmental issues. The aftermath is more likely a frozen picture with the population numbers staying the same for a very, very long period of time. The countries forecast population numbers do reflect birth/deaths but also migratory movements. Many countries are going to increase their gross population due to immigration while their native population may shrink.

Over the past two thousand years we have witnessed the Western civilization built around the Mediterranean Sea shifting to Northern Europe and then by the mid 20th century shifting to an Atlantic axis to finally get centered into the States in the past 30 years. The next move will see the civilization being centered in Asia with Russia and China on top. Historically a change in the economic paradigm has resulted in a death toll that is rarely highlighted by mainstream historians. When the transition from rural areas to large cities happened in Europe many people unable to accept the new paradigm killed themselves. They killed themselves by a psychological factor. This is not mainstream but it is true. A new crisis joins old, well known patterns with new ones.

Sorry to disappoint many of you with our forecast. It is getting worse and worse every year since the beginning of the pre-crisis in 2007. It is already said that this website is non-profit, built on spare time and we provide our information and services AS IS without further explanations and/or guarantees. We are not linked to any government in any way, shape or form. We are not a death or satanic cult or arms dealers as some BS is floating around the internet on this topic. Take into account that the forecast is nothing more than a model whether flawed or correct. It is not God's word or a magic device that allows to foresee the future.

Sunday, October 26th, 2014

[Combat Aircraft](#)
[Space Systems](#)
[Support Aircraft](#)
[Auxiliary Vessels](#)

[Fighting Ships](#)
[Armored Vehicles](#)
[Artillery Systems](#)
[Tactical Vehicles](#)

[Airliners](#)
[Private Aircraft](#)
[Defensive Weapons](#)
[Offensive Weapons](#)

[Cannons & Gear](#)
[Propulsion Systems](#)
[Protection Systems](#)
[Sensor Systems](#)

[Other Info](#)
[Countries](#)
[Photo Gallery](#)
[News Archive](#)

