

Watts Up With That?

The world's most viewed site on global warming and climate change



[Home](#) / [2009](#) / [November](#) / [26](#) / McIntyre: The deleted data from the "Hide the Decline" trick

CLIMATE DATA CLIMATEGATE FOI PALEOCLIMATOLOGY

McIntyre: The deleted data from the "Hide the Decline" trick

🕒 14 years ago 🗣️ Anthony Watts

By Steve McIntyre from his camirror.wordpress.com site.

For the very first time, the Climategate Letters “archived” the deleted portion of the Briffa MXD reconstruction of “Hide the Decline” fame – see [here](#). Gavin Schmidt claimed that the decline had been “hidden in plain sight” (see [here](#)). This isn’t true.

The post-1960 data was deleted from the archived version of this reconstruction at NOAA [here](#) and not shown in the corresponding figure in Briffa et al 2001. Nor was the decline shown in the IPCC 2001 graph, one that Mann, Jones, Briffa, Folland and Karl were working in the two weeks prior to the “trick” email (or for that matter in the IPCC 2007 graph, an issue that I’ll return to.)

A retrieval script follows.

For now, here is a graphic showing the deleted data in red.

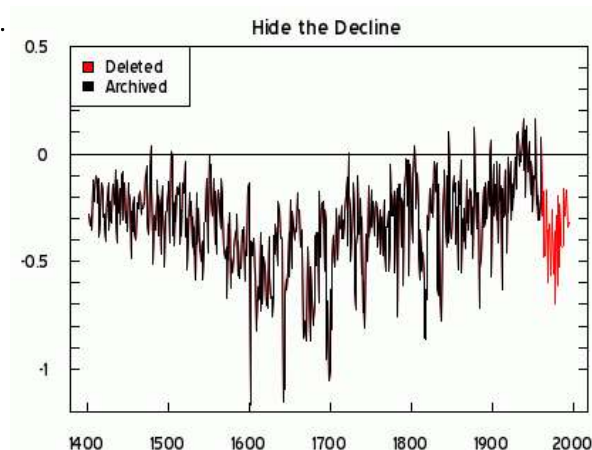


Figure 1. Two versions of Briffa MXD reconstruction, showing archived and climategate versions. shown below, clearly does not show the decline in the Briffa MXD reconstruction.

Contrary to Gavin Schmidt’s claim that the decline is “hidden in plain sight”, the inconvenient data has simply been deleted.

The reason, as explained on Sep 22, 1999 by Michael Mann to coauthors in 938018124.txt, was to avoid giving “fodder to the skeptics”. Reasonable people might well disagree with Gavin Schmidt as to whether this is a “a good way to deal with a problem” or simply a trick.

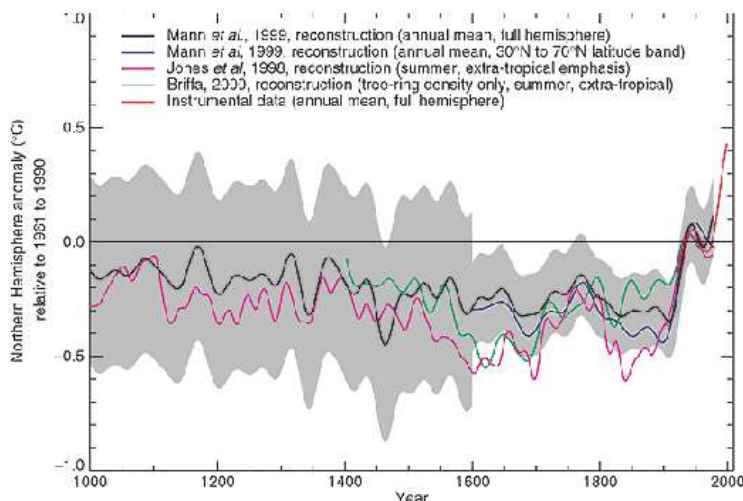


Figure 2. IPCC 2001 Fig 2.21 showing Briffa, Jones and Mann reconstructions together with HadCRU temperature.

Retrieval script:

```
##COMPARE ARCHIVED BRIFFA VERSION TO CLIMATEGATE VERSION
```

```
#1. LOAD ARCHIVED DATA
```

```
url<-"ftp://ftp.ncdc.noaa.gov/pub/data/paleo/treering/reconstructions/n_hem_temp/briffa2001jgr3.txt"

#readLines(url)[1:50]

Briffa<-read.table(url,skip=24,fill=TRUE)

Briffa[Briffa< -900]=NA

dimnames(Briffa)[[2]]<-c("year", "Jones98", "MBH99", "Briffa01", "Briffa00", "Overpeck97", "Crowley00", "CRU99")

sapply(Briffa, function(x) range( Briffa$year[!is.na(x)]) )

#      year Jones98 MBH99 Briffa01 Briffa00 Overpeck97 Crowley00 CRU99

#[1,] 1000      1000  1000      1402      1000      1600      1000  1871

#[2,] 1999      1991  1980      1960      1993      1990      1987  1997

Briffa= ts(Briffa,start=1000)
```

```
#2. LOAD CLIMATEGATE VERSION
```

```
loc="http://www.eastangliaemails.com/emails.php?eid=146&filename=939154709.txt"

working=readLines(loc,n=1994-1401+104)

working=working[105:length(working)]

x=substr(working,1,14)

writeLines(x,"temp.dat")

gate=read.table("temp.dat")

gate=ts(gate[,2],start=gate[1,1])
```

```
#Comparison
```

```
briffa=ts.union(archive= Briffa[, "Briffa01"],gate )

briffa=window(briffa,start=1402,end=1994) #

plot.ts(briffa)
```

```
X=briffa
```

```

par(mar=c(2.5,3,2,1))

plot( c(time(X)),X[,1],col=col.ipcc,lwd=2,ylim=c(-1.2,.5),yaxs="i",type="n",axes=FALSE,xlab="",ylab="")

for( i in 2:1) lines( c(time(X)),X[,i],col=i,lwd=1)

axis(side=1,tck=.025)

labels0=seq(-1,1,.1);labels0[is.na(match(seq(-1,1,.1),seq(-1,1,.5)))]=""

axis(side=2,at=seq(-1,1,.1),labels=labels0,tck=.025,las=1)

axis(side=4,at=seq(-1,1,.1),labels=labels0,tck=.025)

box()

abline(h=0)


title("Hide the Decline")

legend("topleft",fill=2:1,legend=c("Deleted","Archived"))

```

Sponsored IT training links:

Using [70-646](#) virtual exams, you'll pass your [350-030](#) exam on first try plus get free demos for next [640-822](#) exam.



158 COMMENTS

  Oldest ▼

Finbar

🕒 November 26, 2009 2:55 pm

Note to US readers, here in UK the warmists are still running interference in the MSM. Check out (ex-commie) Aaranovitch in The Times.

sample:

“They somehow believe that the whole global warming schtick is an amazing confidence trick performed upon the peoples of the world by a group of scientists and socialists, and pursued by politicians keen to get their hands on green taxes (though for what nefarious purpose we do not know), and which has taken in almost all the governments of the world, from the US to China.”

Note the use of the word ‘trick’.

Keep up the pressure guys n gals. Don’t let them get away with it.

(PS – great work so far – props to you all)

+ 0 -

Henry chance

🕒 November 26, 2009 3:00 pm

