

See discussions, stats, and author profiles for this publication at: <https://www.researchgate.net/publication/320641479>

HCG Found in WHO Tetanus Vaccine in Kenya Raises Concern in the Developing World

Article in *Open Access Library Journal* · October 2017

DOI: 10.4236/oalib.1103937

CITATIONS

2

READS

107,259

7 authors, including:



John Oller

University of Louisiana at Lafayette

457 PUBLICATIONS 4,546 CITATIONS

[SEE PROFILE](#)



Christopher A Shaw

University of British Columbia - Vancouver

221 PUBLICATIONS 5,294 CITATIONS

[SEE PROFILE](#)



Lucija Tomljenovic

University of British Columbia - Vancouver

41 PUBLICATIONS 1,149 CITATIONS

[SEE PROFILE](#)



Wahome Ngare

5 PUBLICATIONS 2 CITATIONS

[SEE PROFILE](#)

Some of the authors of this publication are also working on these related projects:



Language and bilingualism or multilingualism [View project](#)



Amyotrophic lateral sclerosis induced by some phytosteryl glucosides consumption: pathology understanding by nanodiamonds technology [View project](#)



HCG Found in WHO Tetanus Vaccine in Kenya Raises Concern in the Developing World

John W. Oller Jr.¹, Christopher A. Shaw^{2,3}, Lucija Tomljenovic^{2,3}, Stephen K. Karanja⁴, Wahome Ngare⁴, Felicia M. Clement⁵, Jamie Ryan Pillette⁵

¹Communicative Disorders, University of Louisiana, Lafayette, USA

²Ophthalmology and Visual Sciences, Graduate Program in Experimental Medicine, University of British Columbia, Vancouver, Canada

³Neural Dynamics Research Group, Vancouver, Canada

⁴Kenya Catholic Doctors Association, Nairobi, Kenya

⁵University of Louisiana, Lafayette, USA

Email: joller@louisiana.edu

How to cite this paper: Oller, J.W., Jr., Shaw, C.A., Tomljenovic, L., Karanja, S.K., Ngare, W., Clement, F.M. and Pillette, J.R. (2017) HCG Found in WHO Tetanus Vaccine in Kenya Raises Concern in the Developing World. *Open Access Library Journal*, 4: e3937.

<https://doi.org/10.4236/oalib.1103937>

Received: September 12, 2017

Accepted: October 24, 2017

Published: October 27, 2017

Copyright © 2017 by authors and Open Access Library Inc.

This work is licensed under the Creative Commons Attribution International License (CC BY 4.0).

<http://creativecommons.org/licenses/by/4.0/>



Open Access

Abstract

In 1993, WHO announced a “birth-control vaccine” for “family planning”. Published research shows that by 1976 WHO researchers had conjugated tetanus toxoid (TT) with human chorionic gonadotropin (hCG) producing a “birth-control” vaccine. Conjugating TT with hCG causes pregnancy hormones to be attacked by the immune system. Expected results are abortions in females already pregnant and/or infertility in recipients not yet impregnated. Repeated inoculations prolong infertility. Currently WHO researchers are working on more potent anti-fertility vaccines using recombinant DNA. WHO publications show a long-range purpose to reduce population growth in unstable “less developed countries”. By November 1993 Catholic publications appeared saying an abortifacient vaccine was being used as a tetanus prophylactic. In November 2014, the Catholic Church asserted that such a program was underway in Kenya. Three independent Nairobi accredited biochemistry laboratories tested samples from vials of the WHO tetanus vaccine being used in March 2014 and found hCG where none should be present. In October 2014, 6 additional vials were obtained by Catholic doctors and were tested in 6 accredited laboratories. Again, hCG was found in half the samples. Subsequently, Nairobi’s AgriQ Quest laboratory, in two sets of analyses, again found hCG in the same vaccine vials that tested positive earlier but found no hCG in 52 samples alleged by the WHO to be vials of the vaccine used in the Kenya campaign 40 with the same identifying batch numbers as the vials that tested positive for hCG. Given that hCG was found in at least half the WHO vaccine samples known by the doctors involved in administering the vaccines

to have been used in Kenya, our opinion is that the Kenya “anti-tetanus” campaign was reasonably called into question by the Kenya Catholic Doctors Association as a front for population growth reduction.

Subject Areas

Gynecology & Obstetrics, Women’s Health

Keywords

Anti-Fertility Measures, Beta-Human Chorionic Gonadotropin, Birth-Control Vaccine, Population Control Programs

1. Introduction

On November 6, 2014, the Kenya Conference of Catholic Bishops (KCCB) which presides over the Kenya Catholic Health Commission (established in 1957 [1]) issued a press release alleging that the World Health Organization (WHO) was secretly using a “birth-control” vaccine in its anti-tetanus vaccination campaign in Kenya 2013-2015 [2]. A few days later, an article in the *Washington Post* followed with similar allegations quoting the Kenya Catholic Doctors Association (KCDA) [3]. Such claims from sources in the Catholic Church prompted this case study of the WHO Kenya “anti-tetanus” campaign along with a review of WHO research to develop anti-fertility vaccines¹. Many published papers, which we found in the Web of Science and PubMed data bases, document WHO experimental research with various anti-fertility vaccine conjugates [4]-[24] since the 1970s. The published objective of WHO researchers performing the experiments was to engineer one or more “birth-control” vaccines that can, with known reliability, produce and maintain infertility indefinitely.

In the background, as a subunit of the United Nations, the WHO has also been pursuing the global objective of reducing world-wide population growth primarily through “family planning” and contraception [25]. In this paper, our main focus is on just one of the WHO contraceptive vaccines [10] [16] [26] and more specifically on speculation about whether or not it was deployed by the WHO in the five administrations of tetanus vaccine in the Kenya campaign of 2013-2015. Here we examine the relevant research and the best laboratory data available to us in order to form our best guess, the informed opinion in which the authors concur, concerning what the WHO may have actually done in the

¹Initially, several of us (Oller, Shaw, Tomljenovic, Clement, and Pillette) were jointly studying viral and bacteriological carriers being used to deliver toxicants (e.g., in anti-cancer chemotherapy) and/or genetically engineered medical products to the cells and tissues of human patients. During the course of our work, after learning about the news reports regarding the WHO vaccination campaign in Kenya, we found a long-standing stream of published research by the WHO to develop birth-control vaccines. Later we would contact the principal doctors in the KCDA, Karanja and Ngare, who would agree to join us in this review and case of study of the WHO Kenya vaccination campaign.

recently completed Kenya vaccination campaign. Acknowledging from the beginning that our investigation involves inferences from incomplete and partial data, it is our opinion that all the parties involved in the “family planning” work of the WHO need to be fully informed.

Because, as we will report here, some of samples of the “tetanus” vaccine used by the WHO in Kenya tested by the KCCB/KCDA contained a WHO “birth-control” component, ethical and moral questions must be raised [27] [28] [29] [30] [31]. First among them is the “do no harm” caveat [32]. If as suspected by the Catholic doctors [33] [34] mothers-to-be were misled into accepting an anti-fertility vaccine in the hope of protecting their future children from neonatal tetanus, the “do-no-harm caveat” was violated. In receiving up to five antifertility injections any mothers-to-be would almost certainly be robbed of the very children they were trying to protect from neonatal tetanus. If the suspicions were valid, there would also be an ethical breach of the obligation on the side of the WHO to obtain “informed consent” from those Kenyan girls and women [35] [36] [37] [38]. If the patient is conscious and competent, known risks are universally supposed to be disclosed [37]. The underlying principle at issue comes down ultimately to the “Golden Rule” of treating others the way we ourselves would want to be treated [39] [40]. Do adolescent and mature women have the right to know if they are about to receive an anti-fertility vaccine? Or, alternatively, does the WHO have the prerogative to administer such a vaccine as a tetanus prophylactic without disclosing its anti-fertility aspect?²

The type of anti-tetanus “birth-control” vaccine the KCCB and KCDA suspected the WHO of using in Kenya involves the linking the beta portion of the hCG hormone with the active agent in tetanus vaccines which is tetanus toxoid (TT). In fact, WHO biomedical researchers have been working to engineer such an “anti-fertility” vaccine for “birth-control” at least since 1972. Research published in 1976 confirmed that recipients of a vaccine containing β hCG chemically conjugated with TT develop antibodies not only against TT but also against β hCG. The result, first reported by WHO researchers at a meeting of the US National Academy of Sciences [5], is a “birth-control” vaccine that diminishes the β hCG essential to a successful pregnancy and causes at least temporary “infertility”. Subsequent research showed that repeated doses can extend infertility indefinitely [6] [8] [10] [11] [13] [14] [23] [24] [26] [50]. In the reported clinical trials [10] [13] [14], researchers systematically avoided administering an “an-

²If, as suspected by the Catholic Church [41] [42] [43] [44] [45], the WHO has engaged in deliberate deception urging millions of recipients of a contraceptive vaccine to expose themselves to multiple doses ostensibly to avoid the threat of MNT, it is nonetheless likely that many WHO collaborators and supporters are still unaware of the WHO research into contraceptive vaccines, much less are they apt to know of the deception feared by the Catholic Church. Defenders of WHO “family planning” antifertility research may also point to the claim by G. P. Talwar, the premier WHO antifertility researcher, that learning how to prevent the *normal growth of a human baby* may reveal how to prevent the *abnormal growth of a cancer* [23] because some of the same hormones are involved in both *normal and abnormal growth* [46] [47] [48] [49]. However, even if such a happy outcome were achieved, would it justify the WHO deception suspected by the Catholic Church?

ti-fertility” vaccine to a pregnant woman on the theory that it would cause an abortion as it does in experimental animal models [26].

The whole hCG hormone consists of two linked sub-units termed α (alpha-hCG) and β (beta-hCG). It is produced in increasing quantities [51] [52] [53], if all is going well, by the rapidly dividing fertilized egg. The presence of β hCG enables maintenance of the *corpus luteum* ensuring that it will continue sufficient production of progesterone needed for implantation and maintenance especially throughout the first trimester. Successful implantation on day 4 - 7 after fertilization requires fairly precise amounts and timing of progesterone production [5] [10] [11] [13] [16] [22] which depends in turn on sufficient β hCG.

Because increasing amounts of β hCG are essential to the “cross-talk” required to maintain the early pregnancy, a vaccine containing TT/ β hCG conjugate may not only prevent implantation of a fertilized egg, but if an embryo is already implanted, such a vaccine may cause its death. The result of any unexplained (undiagnosed) pregnancy loss is commonly referred to as a “spontaneous” abortion [54]. However, if the loss was caused by a “birth-control” vaccine, represented, as suspected by the Catholic doctors in Kenya, only as a “tetanus prophylactic”, the death of the baby would be owed to the deceptive promise of a tetanus-free live-birth. Therefore, if the suspicions of the KCCB and KCDA were valid, many of the unsuspecting Kenyan mothers-to-be, ones being encouraged by the WHO to ensure a better future for one or more of their own yet unborn children, were actually being deceived to submit their bodies to one or many injections that would keep their own unborn babies from ever being born.

Over the decades since the prototype of the WHO anti- β hCG vaccine was first tested in 1974 [5], the volume of published research on anti-fertility vaccines has greatly increased. Although WHO researchers claim their TT/ β hCG birth-control vaccine is reversible [11] [55], their on-going research aims to produce a recombinant gene using DNA of either *E. Coli* [21] or vaccinia virus [9]. Given the power of recombinant DNA to reproduce, long-lasting or even permanent sterility in vaccinated recipients is theoretically attainable.

2. Methodologies and Materials

Following the news reports in 2014 from the KCCB and KCDA claiming that the WHO vaccination campaign advertised to “eliminate maternal and neonatal tetanus” [56] [57] [58] [59] [60] was suspected of vectoring a birth-control product into women of child-bearing age [3] [31] [45], some of us³ began searching the Web of Science for published research concerning “anti-fertility vaccine”, “birth-control vaccine”, and for “tetanus toxoid AND human chorionic gonadotropin” (sometimes following up titles in the PubMed database). Our question, was whether the WHO was engaged in developing a birth-control vaccine linking TT to β hCG [5] [61]? What was the research basis, if any, for the KCDA suspicions that the WHO might be using an anti-fertility vaccine in

³The Americans and Canadians, Oller, Shaw, Tomljenovic, Pillette, and Clement.

Kenya?

We found a plethora of studies beginning with the linking of TT to β hCG by WHO researchers in the 1970s. We also found policy statements by the WHO and its collaborators stating the geo-political and economic goal of population growth reduction in unstable “less developed countries” (including Kenya), known to be rich in costly mineral resources needed by the developed nations. These initial findings gave credence to the suspicion that the WHO may have disguised a clinical trial of their “birth-control vaccine” in Kenya as an effort to “eliminate maternal and neonatal tetanus” there.

Given the published research confirming the history of the WHO “birth-control” vaccine, the American and Canadian co-authors decided to contact Dr. Wahome Ngare who had been quoted in some of the published reports about the WHO campaign in Kenya. He put the rest of us in touch with Dr. Stephen Karanja, another of the physicians required by the Kenya Ministry of Health to participate in the WHO vaccination campaign. They agreed to join us as co-authors and to provide access to the data from laboratory tests of the vaccine being used in the Kenya campaign. Together with the KCDA they have assured us of the integrity of the chain of custody of the particular samples (carefully apportioned “aliquots”) of WHO vaccine that they were personally involved in collecting, apportioning, and distributing to accredited Nairobi laboratories. In this report, we merely summarize the results of the laboratory tests now in the public domain. We also provide access to all three of the reports presented to the WHO and Ministry of Health in Kenya by the KCCB of the results obtained from the several laboratories [62] [63] [64]. While none of us can verify the chain of custody of the tested aliquots handled by the various laboratories and their employees, however, we hold the opinion based on data in hand, that at least half of the vaccine samples actually obtained from vials being used in the March and October rounds in 2014 tested positive for β hCG.

With all the foregoing in mind, we pursued a five-fold approach in our investigative research. In the following bolded list, we summarize each of our five methodologies with bolded titles corresponding to the five distinct segments by the same titles presented respectively in the **Results** section that immediately follows the list:

1) Documenting the history and goals of the WHO. Various geo-political and economic reports, and policy statements from the WHO, the United Nations, and affiliated governmental agencies (in particular the U. S. Agency for International Development) set a high premium on contraception for “family planning” in certain “less developed” regions of the world.

2) Examining the published scientific research. News reports from the Catholic Church about the WHO vaccination campaign going on in Kenya spurred us to seek out the published research in professional journals. Was it true that the WHO had been engineering vaccines linking TT with β hCG? This methodology led us to a trail of published research beginning around 1972 growing into many publications cited thousands of times showing that the WHO

has been pursuing contraceptive vaccine research as claimed by the KCDA.

3) Tracking the reported events in Kenya. Our third methodology was a form of investigative journalism. Materials consisted of the news reports coming from Kenya set in chronological order with information from the two preceding methodologies on the theory that concordance between such different streams of information is unlikely to occur by chance.

4) Comparing vaccination schedules for tetanus and anti-fertility. Our fourth method involved a “thought experiment” applying the simplest type of mathematical probative tests for a variety of Euclidean congruence [65]. The KCDA claimed that the WHO dosage schedule of five shots administered in six month increments was inconsistent with published tetanus vaccination schedules. So, our simple probative test was to compare the published vaccination schedules for TT, t , with the published schedules for TT/ β hCG, β . Calling the schedule used in Kenya, k , and taking “=” to mean congruent, if $t \neq \beta$, but $\beta = k$, and $k \neq t$, it follows that k is a dosage schedule appropriate to TT/ β hCG, the WHO antifertility vaccine. The simple test of congruence of dosage schedules is not conclusive proof by itself, but it is consistent with the opinion of the authors that the WHO followed a dosage schedule appropriate for TT/ β hCG in Kenya but inappropriate for TT vaccine.

5) Laboratory Analyses of the WHO vaccines. With the assistance of the KCDA, we analyzed the actual reports of laboratory tests of vials of the Kenya vaccine obtained by the KCDA, as vouched for by Ngare and Karanja, during the actual vaccination campaign. Those laboratory results were systematically compared with analyses of samples provided later by WHO officials allegedly from supplies maintained in Nairobi. Two sources were tested: a) vials of the vaccine obtained by the KCDA from among those being administered by the WHO in March and October of 2014, and b) 52 additional vials handed over by the WHO from supplies in Nairobi to the “Joint Committee of Experts”. Of the samples that co-authors Karanja and Ngare were personally responsible for handling, over half were found to contain β hCG by multiple laboratories and in multiple distinct tests. The KCDA has also provided access to the public domain reports and the technical data published for wider accessibility here for the first time in a professional academic forum. Of the 52 samples provided by the WHO to the “Joint Committee” none were found to contain β hCG, and of those, 40 vials delivered after a lapse of 58 days (November 11, 2014 to January 9, 2015) by the WHO, allegedly containing the Kenya TT vaccine, tested negative for β hCG, but had exactly the same designator labels as the 3 vials obtained by the KCDA during vaccinations taking place in October of 2014 that tested positive for β hCG. The discrepancies require explanation and are addressed in the **Discussion** section following the **Results** section.

3. Results

In this section we discuss the findings from each of the listed methodologies taking them in the order just presented in the previous section.

1) Documenting the history and goals of the WHO

We found documentation connecting decades of work by the US Agency for International Development (USAID) and the United Nations, the parent organization for the WHO making reduction in world population growth, especially in regions such as Kenya, a central goal. The WHO was established in 1945 and immediately embraced the idea that “family planning”, alias population control, later referred to as “Planned Parenthood” [66], was a necessity for “world health”. The notion that “fertility reduction” was essential dated back to Margaret Sanger’s first birth-control clinic in the US which was established in 1916 [67] and has been carried forward all the way to this present time of writing [68].

Contemporaneous with the WHO’s initiation of research to develop anti-fertility vaccines [5], under the leadership of Henry Kissinger a classified report was being compiled on the basis of population growth studies predating it by several decades. *The Kissinger Report* [69], also known as the *US National Security Study Memorandum 200* [70], explained the geo-political and economic reasons for reducing population growth, especially in “less developed countries” (LDCs), to near zero. That report became official US policy under President Gerald Ford in 1975 and explicitly dealt with “effective family planning programs” for the purpose of “reducing fertility” in order to protect the interests of the industrialized nations, especially the US, in imported mineral resources (see p. 50 in [69] [70]). Although the whole plan was initially withheld from the public, it was declassified in stages between 1980 and 1989. In the meantime, while that document was on its way to becoming official “policy”, the WHO research program developing “birth-control” vaccines was initiated about 1972 and presented publicly in 1976 [5], just one year after the *Kissinger Report* was adopted as official policy.

The official “policy” called for “far greater efforts at fertility control” (p. 19 in [69] [70]) world-wide, but especially in “less developed countries” (pp. 18-20 in [69] [70]). *The Kissinger Report* cited documents about “Population Growth and the American Future” as well as “Population, Resources and the Environment” and targeted LDCs specifically for “fertility control”. Justifying certain LDC targets were their known reserves of aluminum, copper, iron, lead, nickel, tin, uranium, zinc, chromium, vanadium, magnesium, phosphorous, potassium, cobalt, manganese, molybdenum, tungsten, titanium, sulphur, nitrogen, petroleum, and natural gas (see p. 42 in [69] [70]). The linking of mineral resources with population control (“family planning”) was because the industrialized nations were already having to import significant quantities of the named minerals at considerable cost and *The Kissinger Report* anticipated those costs were certain to rise because of instability in those LDCs precipitated by population growth (p. 41 in [69] [70]).

The Kissinger Report also blamed population growth for pollution far in advance of the 2009 issue of the *WHO Bulletin*, where Bryant *et al.* [61] predicted a “significant increase of greenhouse gas emissions” (p. 852). That WHO publica-

tion estimated a rise in global population from around 6.8 billion people in 2009 to 9.2 billion by 2050. Extending that WHO argument, Bill Gates in 2010 expressed the hope that vaccines along with “family planning” could bring population growth to nearer to zero [71]. Whereas Bryant *et al.* described anti-fertility measures as “voluntary family planning services”, they acknowledged that such WHO “services” had been reported as deceiving the persons “served” (pp. 852-853, 855) with “sterilization procedures being applied without *full consent of the patient*” [our italics] (p. 852). Similarly, a 1992 study entitled *Fertility Regulating Vaccines* published by the UN and WHO Program of Research Training in Human Reproduction, reported “cases of abuse in family planning programs” dating from the 1970s including:

incentives [our italics]... [Such as] women being sterilized without their knowledge... being enrolled in trials of oral contraceptives or injectables without... consent... [and] not [being] informed of possible side-effects of... the intrauterine device (IUD). (p. 13 in [72])

The authors of that WHO report said that phrases like “family planning” and “planned parenthood” were more acceptable to the public. They chose not to mention “anti-fertility measures for population control”. Nor did they think it wise to talk about “economic development” (p. 13) in mineral rich LDCs, or the assistance industrialized nations could provide in bringing those mineral resources to market. Speaking for the WHO, Bryant *et al.* wrote “it is perhaps more conducive to a rights-based approach to implement *family planning programs* [our italics] in response to the welfare needs of people and communities rather than in response to international concern for global overpopulation” (p. 853 in [61]). The WHO public message was to be about “health” and “family planning”. However, the message of hope would occasionally include a reference to “birth-control” vaccines. For instance, on January 22, 2010 it was officially announced that the Bill and Melinda Gates Foundation had committed \$10 billion to help accomplish the WHO population reduction goals in part with “new vaccines” [73] [74].

About a month later, Bill Gates suggested in his “Innovating to Zero” TED talk in Long Beach, California on February 20, 2010 that reducing world population growth could be done in part with “new vaccines” [71]. At 4 minutes and 29 seconds into the talk he says:

The world today has 6.8 billion people. That’s headed up to about 9 billion [here he is almost quoting Bryant *et al.*]. Now, if we do a really great job on *new vaccines* [our italics], health care, reproductive health services, we could lower that by, perhaps, 10 or 15 percent... [71]

Given the published intentions of the WHO and its collaborators concerning population growth reduction, we focus attention next on the published scientific literature from the Web of Science and PubMed about the WHO anti-fertility vaccine research programs.

2) Examining the published scientific research

A search on the Web of Science (and PubMed) for “tetanus toxoid AND beta hCG” led to publications by WHO researchers spearheaded by G. P. Talwar [4]-[24]. After his first report appeared in 1976 in the *Proceedings of the National Academy of Sciences* [5], the number of citations of the stream of publications emanating from that WHO research program would begin to grow exponentially. By August 5, 2016, the Web of Science database already pointed to 150 research publications citing the 1976 report while subsequent papers have now been cited many thousands of times. **Figure 1** shows citations through 2015 of just one of the follow up papers by Talwar *et al.*, this one from 1994 titled, “A vaccine that prevents pregnancy in women” [13]. It also appeared in the *Proceedings of the National Academy of Sciences* and by January 9, 2016, according to the Web of Science, had already been cited 2538 times.

We focus attention next on findings from a forensic journalism methodology laying out the chronology connecting the WHO anti-fertility research agenda to the 2013-2015 vaccination campaign in Kenya.

3) Tracking the reported events in Kenya

Figure 2 actually begins with milestone events leading up to and through the WHO campaign in Kenya. Event 1 in the top row represents the population reduction efforts of Margaret Sanger beginning in 1916. She described the goal to purify the “gene pool” by “eliminating the unfit”—persons with disabilities [75]. This meant establishing some means of surgical sterilization or otherwise preventing “unfit” persons from reproducing.

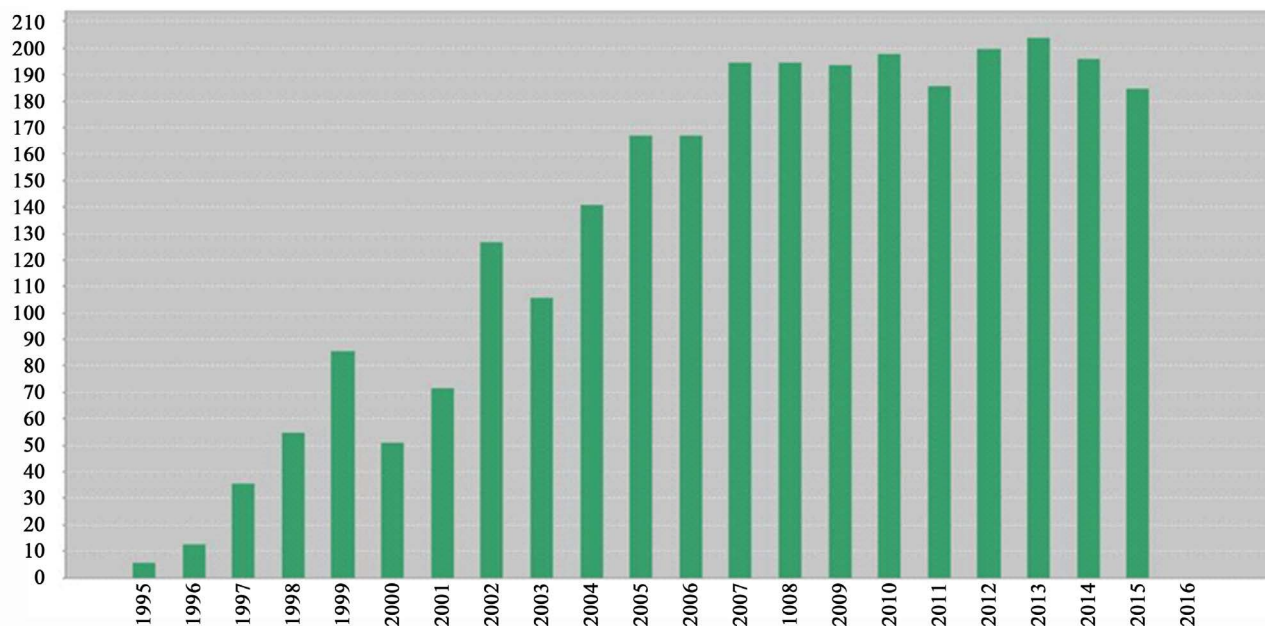


Figure 1. A bar graph generated from the Web of Science showing growth through 2015 in the number of citations of the 1994 paper titled “A vaccine that prevents pregnancy in women,” published in the *Proceedings of the National Academy of Sciences*, and authored by G. P. Talwar and some of the same co-authors on the 1976 paper also in the *Proceedings of the National Academy of Sciences* that debuted the first human testing of a WHO anti-fertility conjugate of the beta chain of human chorionic gonadotropin with tetanus toxoid.

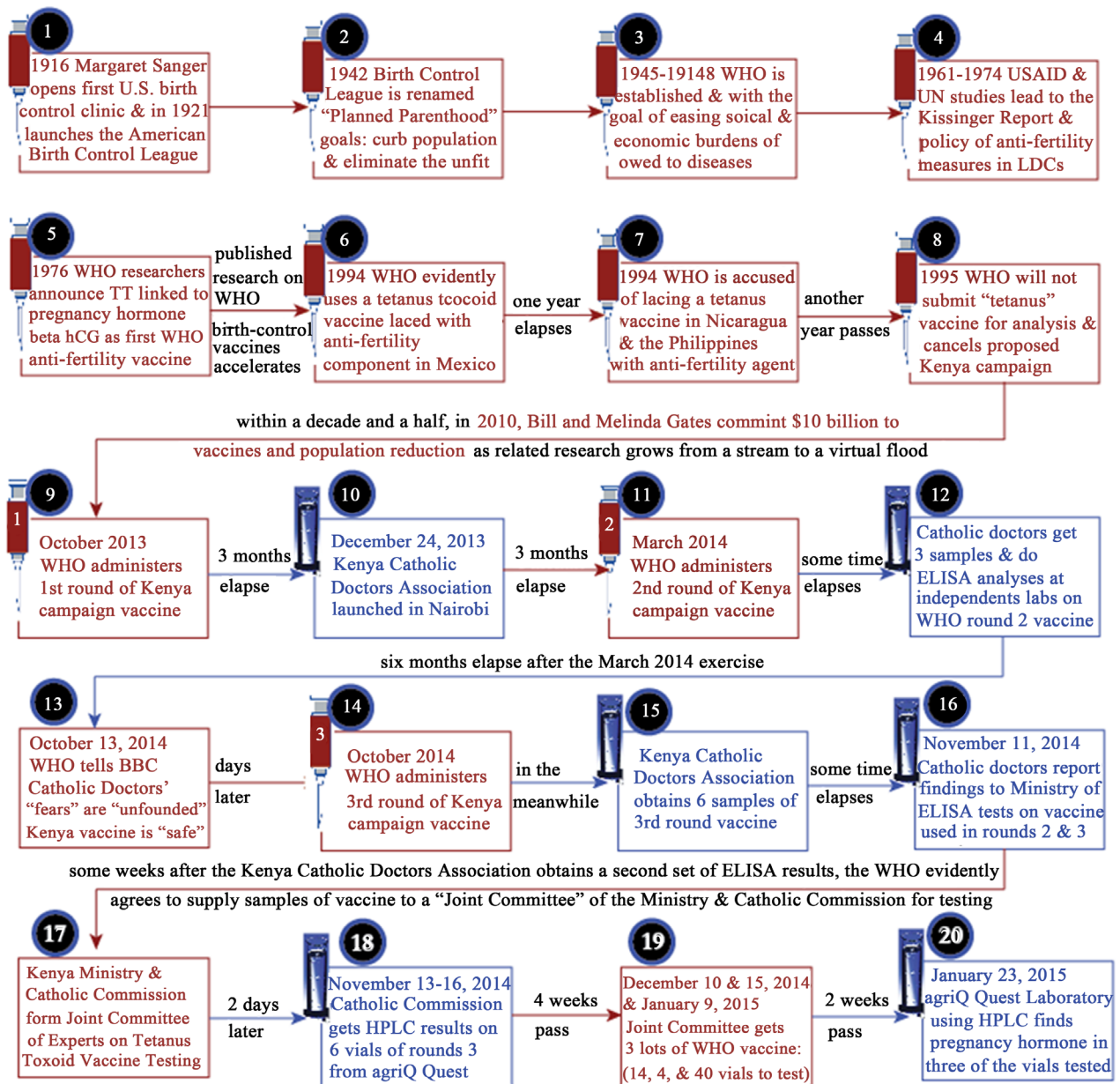


Figure 2. A chronology of milestone events leading up to and including the current research project based on the WHO “tetanus” campaign in Kenya 2013-2015.

By 1942, the American Birth Control League, having been publicly criticized as “anti-family” and “pro-promiscuity”—words used by Mike Wallace while interviewing Sanger on September 21, 1957 [76]—changed its name to “Planned Parenthood” with Margaret Sanger at the helm from 1952-1959. In the period from 1945 to 1948, after World War II had ended, while the WHO was being conceptualized and becoming the first world-wide subordinate agency under the auspices of the UN, “Planned Parenthood”, headed up by Bill Gates’s father [77], was promoting the idea that population growth, unless halted or reduced by governmental intervention, would inevitably lead to world-wide famine, disease, the destabilization of governments, and at least one more world war.

In 1961, the US Agency for International Development (USAID) joined with the UN and the WHO in population studies culminating in *The Kissinger Report* first promulgated as an official classified document to government officials in 1974. In the meantime, moving to the second row in **Figure 2**, WHO researchers led by Talwar were linking TT to β hCG and testing the first WHO contraceptive vaccine on humans [10]. Then, the years 1993, 1994, and 1995, were marked by news reports of WHO anti-fertility vaccination campaigns in LDCs—specifically, Mexico, Nicaragua and the Philippines [42] [43] [78] [79] [80], along with a forestalled campaign in Kenya in 1995 [3]—all of which were represented to the public in those countries, and to the vaccinated females of child-bearing age, as part of the WHO campaign to “eliminate maternal and neonatal tetanus” [56] [57] [58] [59] [60].

As seen in **Figure 2**, between events 8 and 9, the \$10 billion from the Gates Foundation committed in 2010 was associated by Bill Gates himself with the world-wide population control objective of the WHO to be achieved in part, according to his own words, as noted earlier, with “new vaccines” [71]. Although there is no reason to suppose that other fund-raisers, besides Gates, intended to promote the WHO population control agenda, the targeted regions for the MNT campaigns were effectively the same as the “LDCs” identified earlier in *The Kissinger Report*. For example, a 2015 news release by Associated Press, announced “immunization campaigns to take place in Chad, Kenya and South Sudan by the end of 2015 and contribute toward eliminating MNT in Pakistan and Sudan in 2016, saving the lives of countless mothers and their newborn babies” [81].

From event 9 forward, news reports suggested that the WHO had represented an anti-fertility vaccine as a tetanus prophylactic [3] [31] [45] [82]. Throughout the entire chronology of events 9 - 20, the Kenya Ministry of Health and the officials speaking on behalf of the WHO, maintained that the campaign was only to “eliminate maternal and neonatal tetanus” [44]. For example, in his official statement on behalf of the Kenya government, Health Minister James Macharia told the BBC that the WHO Kenya campaign vaccine is “safe” and “certified” and he said “I would recommend my own daughter and wife to take it” [44].

With the foregoing in mind, in Part 4, we compare the schedules for administering tetanus vaccine as contrasted with those for TT/ β hCG conjugate (birth-control) vaccine, and, then, in Part 5 we present and discuss the laboratory findings analyzing samples of the vaccines from the 2013-2015 Kenya campaign as summarized in events 12 - 20 of **Figure 2**.

4) Comparing vaccination schedules for tetanus and anti-fertility

Table 1 shows the officially recommended intervals for TT shots, including those combined with other antigens such as diphtheria and pertussis [78]. Those intervals differ very little for adults and neonates. The most important difference is that in the case of an unvaccinated woman who is already pregnant, a stepped up schedule for TT is recommended with “the first dose as early as possible

Table 1. “Tetanus toxoid vaccination schedule for pregnant women and women of childbearing age who have not received previous immunisation against tetanus,” as reported in Martha H. Roper, J. H. Vandelaer, and F. L. Gasse in *The Lancet* 2007, 370: 1947-1959.

	Optimum dosing interval	Minimum acceptable dosing interval	Estimated duration of protection
Dose one	At first contact with health worker or as early as possible in pregnancy	At first contact with health worker or as early as possible in pregnancy	None
Dose two	6 - 8 weeks after dose one*	At least 4 weeks after dose one	1 - 3 years
Dose three	6 - 12 months after dose two*	At least 6 months after dose two or during subsequent pregnancy	At least 5 years
Dose four	5 years after dose three*	At least one year after dose three or during subsequent pregnancy	At least 10 years
Dose five	10 years after dose four*	At least one year after dose four or during subsequent pregnancy	All childbearing age years; possibly longer

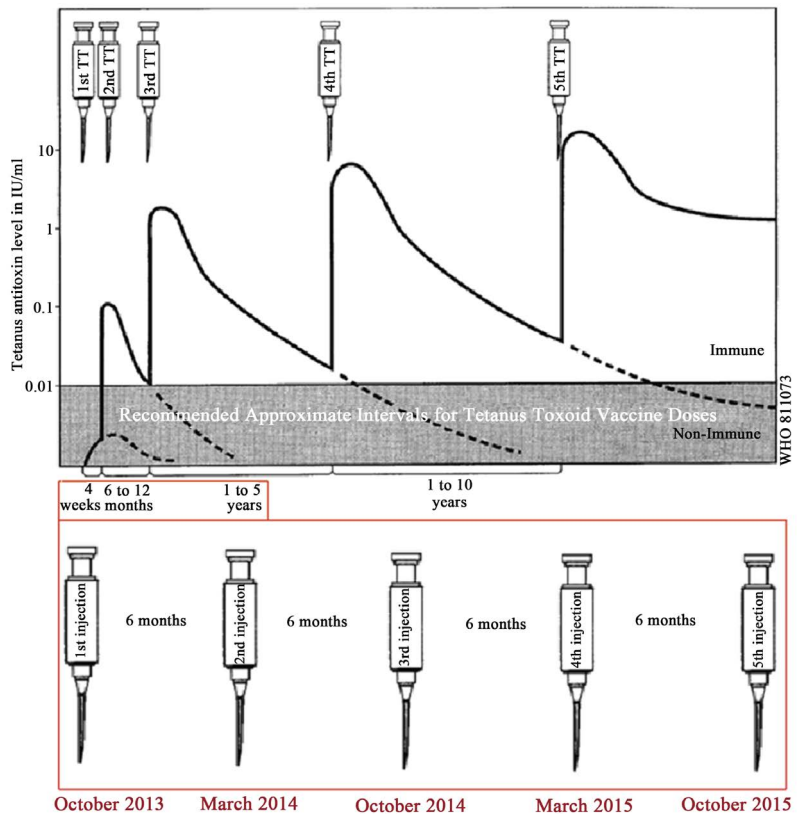
*Should be given several weeks before due date if given during pregnancy.

during pregnancy and the second dose at least 4 weeks later” ([37], p. 200). But contrary to all of the published research on TT inoculations, the WHO Kenya campaign spaced 5 doses of “TT” vaccine at 6 *month intervals* contravening, as illustrated in **Figure 3**, the repeatedly published schedule for TT. However, the Kenya schedule was identical to the one published for the WHO birth-control conjugate of TT linked to β hCG [6] [10] [26] [50] [83]. The official schedule of TT doses and the intervals between them in **Table 1** were published in *The Lancet* in 2007 for girls and women of child-bearing age and for neonates ([35], p. 1951) and was unchanged from the WHO schedule published in 1993 in the document titled, *The Immunological Basis for Immunization Series, Module 3: Tetanus*, and as copied in the top half of **Figure 3** [84].

The critical elements of the generalized TT administered as a separate antigen (as in the WHO Kenya “tetanus” campaign protocol) are these:

- a) The official dose-size consists of half a milliliter of the TT vaccine (0.5 ml).
- b) The number of doses recommended to establish about 5 years’ worth of immunity requires at least 3 doses.
- c) And, the approximate intervals between the first 3 doses and the “booster” doses to follow (4 more shots, or 7 shots in all) are very similar in all cases to those in the schedule for neonates.

The official documents show that the published WHO schedule for doses of TT is consistent with the “one-size fits all” CDC doctrine [35] [36] and is essentially the same for all recipients even if TT is combined with pertussis and diphtheria antigens. The same schedule published by the WHO in 1993 was copied and re-iterated in 2007 [57] [84] and calls for “three primary doses of 0.5 ml—



WHO Campaign Against Maternal & Neonatal Tetanus in Kenya Begun in 2013
Interval Between Doses (consistent with hCG/TT Conjugate Anti-Fertility Vaccine)

Figure 3. Recommended schedule for administering tetanus toxoid from A. M. Galazka (1993, p. 9, Figure 2) [84] at the top contrasted with the WHO schedule applied in the Kenya campaign. The copyright to the original figure is held by the World Health Organization but according to their published notice the containing document “may, however, be freely reviewed, abstracted, reproduced and translated, in part or in whole.”

according to the standard CDC doctrine which is contrary to dose-response theory and research in every other area of medicine [85] [86], and one of the main explanations for the pervasiveness of auto-immune disorders associated with vaccines [87] [88] [89] [90] [91]—one-size “fits-all” dose produced by manufacturers for all recipients at least four weeks apart, followed by booster doses at 18 months, 5 years, 10 years and 16 years and then every 10 years” [57] thereafter. The TT schedule for adolescents and adults, and the one for neonates, require the full basic course of 7 doses of vaccine as shown in **Table 1** [57] and as spelled out in the top part of **Figure 3** where the intervals between doses are indicated on the horizontal time line. Therefore, a question arises: Why would the WHO Kenya “tetanus” campaign require a radically different schedule of 5 doses at 6 month intervals, as shown in the bottom half of **Figure 3**? Interestingly, the dosing schedule for the “tetanus” campaign in Kenya 2013-2015 was exactly the one set for the WHO birth-control conjugate containing TT/ β hCG [2] [9] [36].

Figure 3 shows the intervals between doses recommended for tetanus immunization for persons who have not been previously inoculated with a tetanus

vaccine series (in the top half of the figure). Note that all 5 doses of the WHO Kenya campaign (in the larger red rectangle at the bottom of **Figure 3**) would be administered in 30 months, as contrasted with the same time frame normally accounting for only 3 doses in the recommended TT schedule (the smaller red rectangle near the center of **Figure 3**). The intervals between doses in the WHO campaign in Kenya beginning in October 2013 (in the bottom half of **Figure 3**) are dramatically different from the generalized WHO protocol with an interval of one month between doses 1 and 2, up to 12 months between dose 2 and 3, up to five years between 3 and 4, or even 10 years between doses 4 and 5 [42] [70] [74] [75]. The protocol would be different, of course, if an individual had been previously inoculated, for instance, with the DPT (diphtheria, pertussis, tetanus) series or any other multi-valent series containing TT within the preceding 5 years, in which case, the recommended procedure would be to administer just one dose (a tetanus “booster”) not to be repeated for up to 10 years. However, as shown inside the red border in roughly the bottom half of **Figure 3**, the WHO Kenya campaign involved 5 doses of vaccine administered at approximately 6 month intervals over less than a 3 year period.

Moreover, the fact that *no males, only females of child-bearing age, were vaccinated* in the WHO Kenya campaign seems to imply that tetanospasmin produced by *Clostridium tetani* cannot infect post-birth males of any age, or females outside the targeted range of 12 to 49 years. The defense that the WHO intended only to target “maternal and neonatal tetanus” seems odd in view of the fact that males are about as likely as females to be exposed to the bacterium which is found in the soil everywhere there are animals. The notion that males, and females outside the child-bearing age range, are less susceptible to cuts, scrapes, and other injuries that might introduce a tetanus bacterium is not credible. But that difficulty is not the only unexplained irregularity in the WHO “tetanus” vaccination campaign in Kenya. Until after the KCCB published its suspicions and preliminary laboratory results confirming them in November 2014 [2] about the WHO “tetanus” campaign underway from October 2013, the following unusual facts made it difficult for the KCDA to obtain the needed vaccine samples for laboratory testing:

- the campaign was initiated not from a hospital or medical center but from the New Stanley Hotel in Nairobi [92];
- vials of vaccine delivered to each vaccination site for this special “campaign” were guarded by police;
- handling of vials of vaccine by nursing staff at the site administering the shots was strictly controlled so that when a vial was used up it had to be returned to WHO officials under the watchful eyes of the police in order for the nurse to obtain a new one;
- vials of WHO “campaign” vaccine were never stored in any of the estimated 60 local facilities but were distributed from Nairobi and used vials were returned there at considerable cost under police escort.

The fact that vials of this particular vaccine had to be stored in Nairobi is peculiar for two reasons: for one, according to the KCDA this is not usually required for vaccine distribution, and, for another, the Kenya Catholic Health Commission (as the medical branch of the KCCB) also manages a network of 448 Catholic health units consisting of 54 hospitals, 83 health centers and 311 clinical dispensaries plus more than 46 programs for Community Based Health and Orphaned and Vulnerable Children scattered all over Kenya's 224,962 square miles [93]—an area larger than any US state in the lower 48 except for Texas at 268,601 square miles [94]. In addition, the Catholic Health Commission manages mobile clinics for the nomadic peoples who move about Kenya and into the arid regions of bordering countries. Usually, vaccines in Kenya, according to our physician co-authors (Drs. Karanja and Ngare), would be handled by the nearest hospital, health center, or mobile clinic: why did the particular “tetanus” vaccine used in the MNT campaign of 2013-2015 require so much special handling beginning from the New Stanley Hotel in Nairobi?

In our final part, we present and discuss some of the details of the analyses of 7 vials of vaccine obtained by the KCDA directly from vials being injected in March and October of 2014 during the WHO Kenya 2013-2015 vaccination campaign as well as the 52 vials eventually handed over by the WHO to the “Joint Committee of Experts” from vaccines stored in Nairobi.

5) Laboratory Analyses of the WHO vaccines

The original laboratory results of several different enzyme-linked immunosorbent assays (ELISA) previously referred to in various news reports (already cited) along with results from subsequent analyses using anionic exchange high performance liquid chromatography (HPLC) are tabled below in this section.

Samples of the WHO “tetanus” vaccine used at the March 2014 administration (event 11 in **Figure 2**) were disguised as blood serum and were subjected to the standard ELISA pregnancy testing for the presence of β hCG at three different laboratories in Nairobi (event 12 in **Figure 2**). Results of those analyses are presented in **Table 2**. Although none of the samples contained enough β hCG to surpass the threshold for a positive judgment of “pregnancy” in a blood sample, all of them tested positive for β hCG above the threshold of zero β hCG expected for a TT vaccine.

At the October 2014 round of WHO vaccinations (dose 3 for participating women shown as event 15 in **Figure 2**), the KCDA obtained six additional vials of the WHO “tetanus” vaccine and apportioned carefully drawn samples (aliquots) for distribution to 5 different laboratories for ELISA testing with results as shown in **Table 3**. All but one of the tests showed the presence of β hCG in 3 the 6 samples tested (KA, KB, and KC). Even the PathCare Laboratory, which used less sensitive ELISA kits, ones capable only of measuring international units per liter, IU/L, rather than the more sensitive ELISA kits measuring thousandths of an international unit per milliliter, mIU/ml, found quantities of β hCG in two of the samples (KB and KC) that were well above the expected zero.

Table 2. ELISA results for a sample of WHO “tetanus” vaccine obtained by the Kenya Catholic Doctors Association from the March 2014 administration.

Laboratory Conducting the Analysis	Amount β hCG Detected*	Date Reported
Mediplan Dialysis Centers ¹	1.12 mIU/mL	June 30, 2014
Pathologists Lancet Kenya ²	1.2 mIU/mL	July 6, 2014
University of Nairobi ³	0.3 mIU/mL	October 22, 2014

*There is a long-standing consensus [95] [96] reflected in available ELISA kits [97] [98] that any amount < 5 mIU/mL is in the normal range for a non-pregnant woman. In the WHO vaccine samples the level of β hCG should be zero. For the sensitivity of ELISA tests to β hCG, see [97]-[102]. ¹PO Box 20707, Nairobi, ph. 0726445570, Lab@mediplan.co.ke; ²8th Floor-5th Avenue Building, Ngong Road, Nairobi, ph. 0703 061 000 www.lancet.co.ke; ³College of Health Sciences, School of Medicine, Department of Paediatrics and Child Health.

Table 3. ELISA results for six samples of WHO “tetanus” vaccine obtained by the Kenya Catholic Doctors Association from the October 2014 administration (blank cells mean only that no report was returned to the KCDA).

Sample Tested	Independent Laboratories Performing the Tests for β hCG				
	Mediplan Dialysis Centers	PathCare ^{1*}	Pathologists Lancet Kenya	Nairobi Hospital ²	Mater Hospital ³
KA	0.80 mIU/mL	0 IU/L	0.76 mIU/mL	<1.2 mIU/mL†	<1.2 mIU/mL†
KB	1.16 mIU/mL	130 IU/L	0.79 mIU/mL	<1.2 mIU/mL†	<1.2 mIU/mL†
KC	1.25 mIU/mL	30 IU/L	0.75 mIU/mL	<1.2 mIU/mL†	<1.2 mIU/mL†
KD	0.26 mIU/mL	0 IU/L	<5 mIU/mL †	0.305 mIU/mL†	††
KE	0.09 mIU/mL	0 IU/L	<5 mIU/mL †	††	††
KF	0.14 mIU/mL	0 IU/L	<5 mIU/mL †	††	††

*The Pathcare cut-off for a positive judgment for pregnancy was >4 IU/L (as also used by the Exeter Clinical Laboratory in England [100]), which is the same as a negative judgment for <5 mIU/mL as used by the other laboratories with ELISA kits calibrated for mIU/mL with the normal range for a non-pregnant person set at <5 mIU/mL which is the equivalent standard value for the majority of ELISA kits for measuring β hCG, for a few examples see [97]-[102]. †Either the measured β hCG fell below the minimum for a positive pregnancy judgment or the laboratory reported no result implying levels of β hCG in the normal range. ††In these cells, no sample could be delivered to the laboratory because not enough fluid remained in vials KD, KE, and KF. ¹Regal Plaza, Limuru, Road, PO Box 1256-00606 Nairobi, enquiries@pathcare.com; ²POBox 30026, G.P.O 00100, Nairobi, Tel: +254(020) 2845000, +254(020) 2846000, hosp@nbihosp.org; ³PO Box 30325, Nairobi, Tel: 531199 3118, no email listed on report.

With the results of **Table 2** and **Table 3** in hand, on November 11, 2014, the Catholic doctors took their findings to the Kenya Ministry of Health (as WHO surrogates) at an official meeting of Kenya’s “parliamentary health committee” [3] (event 16 in **Figure 2**). At that meeting, the Cabinet Secretary, James Macharia, rejected the ELISA test findings and expressed “trust” in the WHO and UNICEF [3]. However, the Ministry proposed a follow up by a “Joint Committee of Experts on Tetanus Toxoid Vaccine Testing” to include representatives of WHO on the one hand and the KCDA on the other (event 17 in **Figure 2**). The Ministry also decided to order high performance liquid chromatography (HPLC) retesting the vaccines already in possession of the KCDA having been

obtained during the ongoing October 2014 vaccine administration and of which samples had already been tested by ELISA (as shown in **Table 3**). It was agreed also that additional vials of the Kenya vaccine would be supplied by the WHO for HPLC analysis. The samples already being held by the KCDA and ones to be supplied from the government (WHO) stores were to be delivered to AgriQ Quest Laboratory in Nairobi as verified in the presence of representatives of the “Joint Committee” (including both WHO surrogates and doctors representing the KCCB). AgriQ Quest Laboratory was instructed to determine “if β hCG was present in the submitted vials” (see slide 5 in the official PowerPoint Presentation [62]), to be reported back to the “Joint Committee” at a date to be announced later by the Ministry.

In fact, two separate sets of HPLC tests would be run by the AgriQ Quest Laboratory. The first set of results, as shown in **Table 4**, were reported within five days to the KCCB on November 16, 2014 in a document of public record titled *Laboratory Analysis Report for the Health Commission, Kenya Conference of Catholic Bishops, Nairobi* [63] (event 18 in the chronology of **Figure 2**). Nine weeks later, after a lapse of 58 calendar days from the time of the setting up of the “Joint Committee”, the WHO surrogates in the Kenya Ministry of Health by-passed the “Joint Committee” contravening their prior commitment and delivered an additional 40 vials of WHO vaccine directly to AgriQ Quest on January 9, 2015. Of the 52 additional vials allegedly coming from Nairobi supplies to be subjected to HPLC analysis (event 19 in the chronology, **Figure 2**), the set delivered on January 9, 2015 directly to AgriQ Quest, *consisted of 40 vials with the exact same Batch Numbers as the 3 vials that had formerly tested positive for β hCG*. We will revisit this fact in the **Discussion** section below.

Table 5 summarizes results reported by AgriQ Quest to the “Joint Committee” in a document of public record titled *Laboratory Analysis Report for the Joint Committee of Experts on Tetanus Toxoid Vaccine Testing* [64] and in an oral presentation assisted by a PowerPoint document also of public record on

Table 4. Summary of Anionic Exchange High Pressure Liquid Chromatography testing for presence of β hCG in the six samples of WHO “tetanus” vaccine from the October 2014 administration using Detector A (220 nm).

Sample tested	AgriQ Quest, Nairobi	
	Peak retention time for β hCG	β hCG as % of area at peak retention
KA	36.283	37.593
KB	35.825	26.512
KC	38.042	23.939
KD	36.692	0.480
KE	38.842	0.830
KF	36.425	3.334

*For all analyses, 100% of each sample was processed in 40 minutes.

Table 5. Lots delivered by the Joint Committee to AgriQ Quest for analysis with the nine digit batch number for each vial, its expiration date, whether it was closed or opened when received for analysis, and whether it contained β hCG according to the results obtained.

Lot number and source	Batch Number	Expiration Date	Open or closed (number of vials)?	Date samples delivered to AgriQ Quest	Date analysis run at AgriQ Quest
	019B4002D	January 2017	Closed (1)		
	019B4003A	January 2017	Closed (1)		
	019B4003B	January 2017	Closed (1)		
	019B4002C	January 2017	Closed (1)		
Lot 1: from the Kenya WHO Expanded Immunization Program (EPI) Stores, in Nairobi	11077A13*	August 2016	Closed (1)		
	019B4002C	January 2017	Closed (1)		
	019B4002D	January 2017	Closed (1)	December 10, 2014	January 5, 2015
	019B4003B	January 2017	Closed (1)		
	019B4003A	January 2017	Closed (1)		
	019L3001B†	February 2016	Open (1)**		
	019L3001C†	February 2016	Open (1)**		
	019L3001B†	February 2016	Open (1)**		
	019B4002D	January 2017	Open (1)		
	019B4003A	January 2017	Closed (1)		
Lot 2: from Upper Hill Medical Center, in Nairobi	019B4003A	January 2017	Open (1)		
	019B4002D	January 2017	Open (1)	December 17, 2014	January 5, 2015
	019B4002D	January 2017	Open (1)		
	019B4002D	January 2017	Open (1)		
Lot 3: Matching Samples from WHO	019L3001B†	January 2017	Closed (10 vials for Pokot tribe)		
	019L3001C†	January 2017	Closed (20 vials for Turkana tribe)	January 9, 2014	January 9, 2015
	019L3001B†	January 2017	Closed (10 vials for Turkana tribe)		

*This particular vial was the only one from Biological E, Ltd. All other vials were manufactured by the Serum Institute in India. **Judged by analysis to contain β hCG. †Note that the batch numbers on the vials containing β hCG are identical to “matching” vials supplied by the WHO that were tested and did not contain β hCG.

January 23, 2015 [62]⁴. Altogether, 58 vials of WHO vaccine were tested. They consisted of the 6 vials previously tested by ELISA and also by HPLC at the request of the Catholic Health Commission (Table 3 and Table 4, respectively). Additionally, there were 52 new samples provided by the WHO as presented in Table 5. Table 4 shows that the first HPLC analyses, conducted at the request of

⁴All three reports prepared and presented by AgriQ Quest to the “Joint Committee of Experts on Tetanus Toxoid Vaccine Testing”, the two written documents and the PowerPoint are available on request from joller@louisiana.edu.

the Health Commission of the KCCB, using the same 6 samples of WHO “tetanus” vaccine from the October 2014 (round 3 administration by the WHO) confirmed the ELISA findings as reported earlier in **Table 3**. Samples KA, KB, and KC contained β hCG.

The analyses summed up in **Table 5**, from the second series of HPLC tests, called for by the “Joint Committee”, was run a few weeks after those reported in **Table 4**. Reading left to right across the rows in **Table 5**, the sample vials of vaccine are listed by Batch Number, Expiration Date, whether the vial was found to have been Open or Closed upon delivery to AgriQ Quest, the date delivered to AgriQ Quest, and, finally, the date when the analysis was run. Proceeding directly to the question of interest, the 3 vials of the 6 obtained by the Catholic doctors from the WHO vaccine actually used in the October round of injections, the same vials of which samples previously tested positive for β hCG by multiple ELISA analyses and by the HPLC analyses summed up in **Table 4**, were again found to contain β hCG. They are marked with a double asterisk (**) in the fourth column from the left in **Table 5**.

By contrast, all 52 additional vials of vaccine delivered to AgriQ Quest by the WHO tested negative for β hCG. More importantly, as noted above, of the 40 samples provided directly to AgriQ Quest by the WHO surrogates on January 9, 2015, the only ones that *had the same identifying Batch Numbers as ones containing β hCG from the October 2014 administration, also tested negative for β hCG* The reports to the “Joint Committee” on January 23, 2015 [62] [64] by AgriQ Quest (event 20, **Figure 2**) concluded that only 3 of the 6 vials obtained directly by the Catholic doctors at the round 3 administration in October 2014 contained β hCG (namely those numbered 019L3001B or 019L3001C).

4. Discussion

Given the foregoing results, the following facts are known and require explanation:

- The WHO has been seeking to engineer antifertility vaccines since the early 1970s [5].
- Reducing global population growth, especially in LDCs, through antifertility measures has long been declared a central goal of USAID/UN/WHO “family planning” [66]-[77].
- Spokespersons associated with the Catholic Church and pro-life groups have published suspicions at least since the early 1990s that the WHO was misrepresenting clinical trials of one or more antifertility campaigns as part of the world-wide WHO project to “eliminate maternal and neonatal tetanus” [3] [41] [42] [43] [45] [92] [103] [104] [105] [106].
- Comparison of the published schedules for TT versus TT/hCG conjugate found the WHO dosage plan in the Kenya 2013-2015 campaign to be incongruent with any of those for TT but congruent with published schedules used in TT/hCG research [this paper].

- Multiple analyses of samples of WHO “tetanus” vaccines, alleged by one or more Catholic spokespersons to have been obtained from vials actually being administered by WHO officials as “tetanus” prophylactics, were found to contain hCG [1] [2] [43] [45] [103] [104] [105] [106].
- As recounted in this paper, documents in the public record show that half the vials taken from actual administrations of WHO vaccine during the Kenya campaign in 2014, ones supposedly aimed to prevent MNT, tested positive for β hCG [2] [63] [64].

An important component of the present investigative research is the discovery of β hCG in some of the vaccine vials used in the WHO campaign in Kenya supposedly aiming to prevent MNT. Possible explanations for the finding of β hCG in those vials include contamination by one or more accidents that might include: 1) a manufacturer’s error in production or labelling; 2) unreliable analysis by the Nairobi laboratories (owing to unclean wells, tubes, gloves, pipette tips, expired or damaged ELISA kits, or poorly calibrated HPLC equipment, inadequately trained laboratory personnel, faulty handling of samples received, mixing of samples, and so on); 3) careless or otherwise inaccurate reporting, or the contaminating β hCG might have been deliberately added by the KCDA seeking to sabotage the WHO anti-fertility efforts by making up false stories about the ongoing “eliminate MNT” project.

Noting immediately that we are relying on reasonable inference to reach the conclusion that we offer at the end of this paper as our opinion, we believe that some of the competing alternatives can be ruled out to narrow the field of possibilities. To begin with, a manufacturing error accidentally getting β hCG in just 3 vials but missing 40 vials from the very same “batch” as judged by the Batch Number is unlikely. Similarly, labeling errors marking just 3 vials containing β hCG with the same label associated with 40 vials not containing β hCG is equally unlikely for the same reason. Batch Numbers are used to track whole lots of vaccines produced on a given run from the same vat of materials in a liquid mixture. Coordinated manufacturing and labeling errors repeated 43 times, 21 times for label 019L3001C and 22 times for 019L3001B, could not be expected to occur by chance but only by intentional design.

Next, there is the possibility of unreliability of handling by laboratory personnel, faulty kits or equipment, and the like. But any explanation attributable to somewhat randomized (unintentional) errors can only account for stochastic variability, e.g., differences across samples of the same vials of vaccine as tested at different laboratories (**Table 2** and **Table 3**) or at different times in the same laboratory (**Table 4** and **Table 5**). However, the myriad sources of unreliability can all be definitively ruled out when the same results for the 6 vials tested repeatedly and independently on different occasions and by different laboratories with more than one procedure give the same pattern of outcomes. In the latter instance, the one at hand, in this paper, we have what measurement specialists call successful triangulation where multiple independent observations by mul-

multiple independent observers using multiple procedures of observation concur on a single outcome. In such an instance, all the possible sources of unreliability can be dismissed and we are left only with some non-chance alternatives.

Among the non-chance alternatives we come to the possibility that the KCDA salted the samples of vaccine that tested positive for β hCG. Logically that possibility is inconsistent with the fact that the KCDA had the opportunity to salt the vials and samples for all the ELISA tests and for all 6 of the vials they handed over twice for testing to AgriQ Quest (**Table 4** and **Table 5**). Also, even if the KCDA had access to β hCG so as to add it to just the vials that would test positive for it, such a deliberate mixture before handing samples over to the laboratories for testing would not produce the chemical *conjugate* found according to AgriQ Quest in the samples that tested positive by HPLC. In their oral report to the “Joint Committee” they described the β hCG they found in those 3 vials as “chemically linked” (on slide 11 of [62]). Such linking is consistent with the patented process for TT/hCG conjugation as described by Talwar [5] [84], but could not be achieved by simply mixing β hCG into a vial of TT vaccine.

Published works by the WHO and its collaborators continue to encourage and/or sponsor research to generate antibodies to β hCG through “a recombinant vaccine, which would: 1) ensure that the “carrier” is linked to the hormonal subunit at a defined position and 2) be amenable to industrial production” [23]. Such a conjugate has already been achieved with a bacterial toxin (from *E. Coli*) and can be mass produced with the assistance of a yeast (*Pischia pastoris*). Also, a DNA version of the new conjugate has already been approved for human use by the United States Food and Drug Administration and has already been used with human volunteers [9] [12] [13] [14] [18] [21] [22] [27] [28], and WHO’s lead researcher has already claimed success in producing a vaccine against β hCG enhanced with recombinant DNA [17] [21] [22] [23] [24] [107].

Finally, there is one other reported experimental study that merits mention. One of our anonymous reviewers for a draft version of this paper suggested a host of follow up studies that might be done with the help of recipients of 1 - 5 doses of the Kenya vaccine. One was to measure β hCG antibodies in the blood serum of vaccine recipients downstream from the exposure. If a significant proportion of Kenyan women who received one or more of the WHO “tetanus” injections tested positive for β hCG antibodies, such a result would show that they received β hCG “chemically linked” to some “carrier” pathogen such as TT [108]. This follows because TT by itself would not engender production of β hCG antibodies. Perhaps such a study may be underway in Kenya, or will be done in the future, but the present team of authors lacks the resources to do it. However, such a study from women participants in the WHO “tetanus” vaccination campaign in the Philippines 1993 was already done. J. R. Miller reported that pro-life groups in the Philippines tested the blood sera of 30 of the estimated 3.4 million women vaccinated by WHO in that “tetanus” campaign and 26 of them tested positive for “hCG antibodies” [106] [109].

5. Conclusion

Laboratory testing of the TT vaccine used in the WHO Kenya campaign 2013-2015 showed that some of the vials contained a TT/ β hCG conjugate consistent with the WHO's goal to develop one or more anti-fertility vaccines to reduce the rate of population growth, especially in targeted LDCs such as Kenya. While it is impossible to be certain how the β hCG got into the Kenya vaccine vials testing positive for it, the WHO's deep history of research on antifertility vaccines conjugating β hCG with TT (and other pathogens), in our opinion, makes the WHO itself the most plausible source of the β hCG conjugate found in samples of "tetanus" vaccine being used in Kenya in 2014. Moreover, given that all vaccine manufacturers and vaccine testing laboratories must be WHO certified, their responsibility for whatever has happened in the Kenyan immunization program can hardly be overemphasized.

Funding

Co-authors Felicia M. Clement, Jaimie Ryan Pillette received funding as Ronald E. McNair Research Scholars at the University of Louisiana at Lafayette under US Office of Education Public Grant Award, and Professor John W. Oller, Jr. received a stipend from the same source for serving as their mentor during the semester of their grant (spring 2015) and was partly supported in this work by his endowed position as the Doris B. Hawthorne/LEQSF Professor III at the University of Louisiana.

Competing Interests

The authors declare that they have no competing interests.

Authors' Contributions

The conceptualization of this paper began in January 2015 by the first author in collaboration with Felicia M. Clement and Jaimie Ryan Pillette who jointly presented a preliminary summary of some of the ideas that have been further developed in multiple versions up to the present paper. Drs. Shaw and Tomljenovic agreed to join in the work in May, 2015, writing and rewriting and helping to develop a comprehensive reference list early in the project. In November 2015 we invited the Kenyan medical doctors, Dr. Ngare and Dr. Karanja, to join us and share data they had collected during the World Health Organization 2013-2015 campaign in Kenya. The bulk of the writing has been done by Oller with edits ranging throughout the development of the manuscript and reported findings by Shaw and Tomljenovic. Drs. Ngare and Karanja contributed data seen in the tables plus detailed explanations about how the data were collected, why certain procedures were followed, and so forth. They also brought a wealth of experience as principals in the Kenya Catholic Doctors Association. As practicing physicians they have been engaged as "boots on the ground" in many parts of the still unfolding narrative reported in this paper. Ms. Clement and Ms. Pillette

were involved in the construction of the first draft of the paper and have been included in all of the editorial work through multiple drafts shared between all of the contributors. They are responsible for some of the background information on the programs of the World Health Organization. They were interested in part by the discovery that the infamous Tuskegee syphilis experiment that took place in the US from 1932 until 1972 ended in the very year that research on the WHO antifertility vaccines for “family planning” in LDCs was initiated. All authors have accepted responsibility for the content of this manuscript. Any errors remaining are ours alone.

Authors' Information

Author affiliations are mentioned on the title page of the paper.

Datasets

The data referred to in tables in this paper, and the technical reports from which those data are extracted (specifically including those provided to the “Joint Committee of Experts on Tetanus Toxoid Vaccine Testing” referred to in the text) are available upon request from the first author at joller@louisiana.edu.

References

- [1] Catholic Health Commission of Kenya (2017).
<http://www.kccb.or.ke/home/commission/12-catholic-health-commission-of-kenya/>
- [2] (2014) Kenya Conference of Catholic Bishops. Press Statement by the Kenya Conference of Catholic Bishops.
<http://www.kccb.or.ke/home/news-2/press-statement-by-the-kenya-conference-of-catholic-bishops/>
- [3] Nzwili, F. (2014) Kenya's Catholic Bishops: Tetanus Vaccine Is Birth Control in Disguise. The Washington Post.
https://www.washingtonpost.com/national/religion/kenyas-catholic-bishops-tetanus-vaccine-is-birth-control-in-disguise/2014/11/11/3ece10ce-69ce-11e4-bafd-6598192a448d_story.html
- [4] Talwar, G.P. (1976) Immunology in the Field of Contraception, including Review of Current Status. Regional Centre for Documentation on Human Reproduction, Family Planning and Population Dynamics, World Health Organization, Regional Office for South-East Asia.
- [5] Talwar, G.P., Sharma, N.C., Dubey, S.K., Salahuddin, M., Das, C., Ramakrishnan, S., *et al.* (1976) Isoimmunization against Human Chorionic Gonadotropin with Conjugates of Processed Beta-Subunit of the Hormone and Tetanus Toxoid. *Proceedings of the National Academy of Sciences*, **73**, 218-222.
<https://doi.org/10.1073/pnas.73.1.218>
- [6] Talwar, G.P. (1979) Recent Advances in Reproduction and Regulation of Fertility. Elsevier Science Ltd., New York.
- [7] Lall, L., Srinivasan, J., Rao, L.V., Jain, S.K., Talwar, G.P. and Chakrabarti, S. (1988) Recombinant Vaccinia Virus Expresses Immunoreactive Alpha Subunit of Ovine Luteinizing Hormone Which Associates with Beta-hCG to Generate Bioactive Dimer. *Indian Journal of Biochemistry & Biophysics*, **25**, 510-514.

- [8] Talwar, G.P. and Raghupathy, R. (1989) Anti-Fertility Vaccines. *Vaccine*, **7**, 97-101. [https://doi.org/10.1016/0264-410X\(89\)90043-1](https://doi.org/10.1016/0264-410X(89)90043-1)
- [9] Chakrabarti, S., Srinivasan, J., Lall, L., Rao, L.V. and Talwar, G.P. (1989) Expression of Biologically Active Human Chorionic Gonadotropin and Its Subunits by Recombinant Vaccinia Virus. *Gene*, **77**, 87-93. [https://doi.org/10.1016/0378-1119\(89\)90362-4](https://doi.org/10.1016/0378-1119(89)90362-4)
- [10] Talwar, G.P., Singh, O., Pal, R. and Chatterjee, N. (1992) Anti-hCG Vaccines Are in Clinical Trials. *Scand J Immunol Suppl*, **11**, 123-126. <https://doi.org/10.1111/j.1365-3083.1992.tb01634.x>
- [11] Talwar, G.P., Singh, O., Pal, R., Chatterjee, N., Upadhyay, S., Kaushic, C., *et al.* (1993) A Birth-Control Vaccine Is on the Horizon for Family-Planning. *Annals of Medicine*, **25**, 207-212. <https://doi.org/10.3109/07853899309164169>
- [12] Mukhopadhyay, A., Mukhopadhyay, S.N. and Talwar, G.P. (1994) Physiological Factors of Growth and Susceptibility to Virus Regulating Vero Cells for Optimum Yield of Vaccinia and Cloned Gene Product (Beta-hCG). *Journal of Biotechnology*, **36**, 177-182. [https://doi.org/10.1016/0168-1656\(94\)90053-1](https://doi.org/10.1016/0168-1656(94)90053-1)
- [13] Talwar, G.P., Singh, O., Pal, R., Chatterjee, N., Sahai, P., Dhall, K., *et al.* (1994) A Vaccine That Prevents Pregnancy in Women. *Proceedings of the National Academy of Sciences of the USA*, **91**, 8532-8536. <https://doi.org/10.1073/pnas.91.18.8532>
- [14] Giri, D.K. and Talwar, G.P. (1995) Contraceptive Vaccines. *Current Science*, **68**, 423-434.
- [15] Mukhopadhyay, A., Mukhopadhyay, S.N. and Talwar, G.P. (1995) Studies on the Synthesis of β hCG Hormone in Vero Cells by Recombinant Vaccinia Virus. *Biotechnology and Bioengineering*, **48**, 158-168. <https://doi.org/10.1002/bit.260480210>
- [16] Kaliyaperumal, A., Chauhan, V.S., Talwar, G.P. and Raghupathy, R. (1995) Carrier-Induced Epitope-Specific Regulation and Its Bypass in a Protein-Protein Conjugate. *European Journal of Immunology*, **25**, 3375-3380. <https://doi.org/10.1002/eji.1830251226>
- [17] Srinivasan, J., Singh, O., Chakrabarti, S. and Talwar, G.P. (1995) Targeting Vaccinia Virus-Expressed Secretory Beta Subunit of Human Chorionic Gonadotropin to the Cell Surface Induces Antibodies. *Infection and Immunity*, **63**, 4907-4911.
- [18] Mukhopadhyay, A., Talwar, G.P. and Mukhopadhyay, S.N. (1996) Studies on the Synthesis of β hCG Hormone in Vero Cells by Recombinant Vaccinia Virus. *Biotechnology and Bioengineering*, **50**, 228. <https://doi.org/10.1002/bit.260500205>
- [19] Talwar, G. (1997) Vaccines for Control of Fertility and Hormone-Dependent Cancers. *Immunology and Cell Biology*, **75**, 184-189. <https://doi.org/10.1038/icb.1997.26>
- [20] Talwar, G.P. (1997) Fertility Regulating and Immunotherapeutic Vaccines Reaching Human Trials Stage. *Human Reproduction Update*, **3**, 301-310. <https://doi.org/10.1093/humupd/3.4.301>
- [21] Purswani, S. and Talwar, G.P. (2011) Development of a Highly Immunogenic Recombinant Candidate Vaccine against Human Chorionic Gonadotropin. *Vaccine*, **29**, 2341-2348. <https://doi.org/10.1016/j.vaccine.2010.11.069>
- [22] Nand, K.N., Gupta, J.C., Panda, A.K., Jain, S.K. and Talwar, G.P. (2015) Priming with DNA Enhances Considerably the Immunogenicity of hCG β -LTB Vaccine. *American Journal of Reproductive Immunology*, **74**, 302-308. <https://doi.org/10.1111/aji.12388>
- [23] Talwar, G.P. (2013) Making of a Vaccine Preventing Pregnancy without Impairment of Ovulation and Derangement of Menstrual Regularity and Bleeding Profiles.

- Contraception*, **87**, 280-287. <https://doi.org/10.1016/j.contraception.2012.08.033>
- [24] Talwar, G.P., *et al.* (2014) Making of a Unique Birth Control Vaccine against hCG with Additional Potential of Therapy of Advanced Stage Cancers and Prevention of Obesity and Insulin Resistance. *Journal of Cell Science & Therapy*, **5**, 159. <https://doi.org/10.4172/2157-7013.1000159>
- [25] Alkema, L., Kantorova, V., Menozzi, C. and Biddlecom, A. (2013) National, Regional, and Global Rates and Trends in Contraceptive Prevalence and Unmet Need for Family Planning between 1990 and 2015: A Systematic and Comprehensive Analysis. *The Lancet*, **381**, 1642-1652. [https://doi.org/10.1016/S0140-6736\(12\)62204-1](https://doi.org/10.1016/S0140-6736(12)62204-1)
- [26] Talwar, G.P., Gupta, J.C., Rulli, S.B., Sharma, R.S., Nand, K.N., Bandivdekar, A.H., *et al.* (2015) Advances in Development of a Contraceptive Vaccine against Human Chorionic Gonadotropin. *Expert Opinion on Biological Therapy*, **15**, 1183-1190. <https://doi.org/10.1517/14712598.2015.1049943>
- [27] Gupta, A. (2001) High Expression of Human Chorionic Gonadotrophin Beta-Subunit Using a Synthetic Vaccinia Virus Promoter. *Journal of Molecular Endocrinology*, **26**, 281-287. <https://doi.org/10.1677/jme.0.0260281>
- [28] Rout, P.K. and Vrati, S. (1997) Oral Immunization with Recombinant Vaccinia Expressing Cell-Surface-Anchored β hCG Induces Anti-hCG Antibodies and T-Cell Proliferative Response in Rats. *Vaccine*, **15**, 1503-1505. [https://doi.org/10.1016/S0264-410X\(97\)00094-7](https://doi.org/10.1016/S0264-410X(97)00094-7)
- [29] Walther, W. and Stein, U. (2000) Viral Vectors for Gene Transfer: A Review of Their Use in the Treatment of Human Diseases. *Drugs*, **60**, 249-271. <https://doi.org/10.2165/00003495-200060020-00002>
- [30] Xie, Y.C., Hwang, C., Overwijk, W., Zeng, Z., Eng, M.H., Mule, J.J., *et al.* (1999) Induction of Tumor Antigen-Specific Immunity *in Vivo* by a Novel Vaccinia Vector Encoding Safety-Modified Simian Virus 40 T Antigen. *Journal of the National Cancer Institute*, **91**, 169-175. <https://doi.org/10.1093/jnci/91.2.169>
- [31] Smith, S. (2016) Catholic Doctors Claim UN Aid Groups Sterilized 1 Million Kenyan Women with Anti-Fertility-Laced Tetanus Vaccinations. CP World. <http://www.christianpost.com/news/catholic-doctors-claim-un-aid-groups-sterilize-d-1-million-kenyan-women-with-anti-fertility-laced-tetanus-vaccinations-129819/>
- [32] Correa Diaz, A.M. and Valencia Arias, A. (2016) Social Responsibility and Ethics in Medical Health. *Ratio Juris*, **11**, 73-89.
- [33] Casey, M.J., O'Brien, R., Rendell, M. and Salzman, T. (2012) Ethical Dilemma of Mandated Contraception in Pharmaceutical Research at Catholic Medical Institutions. *The American Journal of Bioethics*, **12**, 34-37. <https://doi.org/10.1080/15265161.2012.680532>
- [34] Bonebrake, R., Casey, M.J., Huerter, C., Ngo, B., O'Brien, R. and Rendell, M. (2008) Ethical Challenges of Pregnancy Prevention Programs. *Cutis*, **81**, 494-500.
- [35] Etchells, E., Sharpe, G., Walsh, P., Williams, J.R. and Singer, P.A. (1996) Bioethics for Clinicians: 1. Consent. *CMAJ*, **155**, 177-180.
- [36] Newton-Howes, P.A., Bedford, N.D., Dobbs, B.R. and Frizelle, F.A. (1998) Informed Consent: What Do Patients Want to Know? *New Zealand Medical Journal*, **111**, 340-342.
- [37] Nisselle, P. (1993) The Right to Know—The Need to Disclose. *Australian Family Physician*, **22**, 374-377.
- [38] Miziara, I.D. (2013) Ética para clínicos e cirurgiões: Consentimento. *Revista da As-*

- sociação Médica Brasileira*, **59**, 312-315. <https://doi.org/10.1016/j.ramb.2013.06.007>
- [39] Guseinov, A.A. (2013) The Golden Rule of Morality. *Russian Studies in Philosophy*, **52**, 39-55. <https://doi.org/10.2753/RSP1061-1967520303>
- [40] Corazzini, K.N., Lekan-Rutledge, D., Utley-Smith, Q., Piven, M.L., Colón-Emeric, C.S., Bailey, D., et al. (2005) The Golden Rule: Only a Starting Point for Quality Care. *Director*, **14**, 255-293.
- [41] Ness, G.D. (1994) Worlds Apart 2: Thailand and the Philippines. Heroes and Villains in an Asian Population Drama. *People Planet*, **3**, 24-26.
- [42] (1995) Tiff over Anti-Tetanus Vaccine Now Erupted into Battle. International/Philippines. *Vaccine Wkly*, 11-13.
- [43] (1994) Philippines. Church vs. State: Fidel Ramos and Family Planning Face “Catholic Power.” *Asiaweek*, 21-22.
- [44] Kenya Catholic Church Tetanus Vaccine Fears “Unfounded.” *BBC News*. <http://www.bbc.com/news/world-africa-29594091>
- [45] West, T. (2014) Kenyan Doctors Find Anti-Fertility Agent in Tetanus Vaccine? Catholic Church Says Yes. The Inquisitr News. <http://www.inquisitr.com/1593224/kenyan-doctors-find-anti-fertility-agent-in-tetanus-vaccine-catholic-church-says-yes/>
- [46] Liu, R., Li, X., Xiao, W. and Lam, K.S. (2017) Tumor-Targeting Peptides from Combinatorial Libraries. *Advanced Drug Delivery Reviews*, **110**, 13-37. <https://doi.org/10.1016/j.addr.2016.05.009>
- [47] Zhang, X. and Xu, C. (2011) Application of Reproductive Hormone Peptides for Tumor Targeting. *Current Pharmaceutical Biotechnology*, **12**, 1144-1152. <https://doi.org/10.2174/138920111796117427>
- [48] Rivero-Muller, A., Vuorenoja, S., Tuominen, M., Waclawik, A., Brokken, L.J.S., Ziecik, A.J., et al. (2007) Use of Hecate-Chorionic Gonadotropin Beta Conjugate in Therapy of Lutenizing Hormone Receptor Expressing Gonadal Somatic Cell Tumors. *Molecular and Cellular Endocrinology*, **269**, 17-25. <https://doi.org/10.1016/j.mce.2006.11.016>
- [49] Konishi, I., Kuroda, H. and Mandai, M. (1999) Review: Gonadotropins and Development of Ovarian Cancer. *Oncology*, **57**, 45-48. <https://doi.org/10.1159/000055274>
- [50] Talwar, G.P. (2011) Progress in Vaccinology. In: Talwar, G.P., Ed., Springer-Verlag, Berlin and Heidelberg GmbH & Co. K.
- [51] Lonergan, P., Forde, N. and Spencer, T.E. (2016) Progesterone and Conceptus-Derived Factors Important for Conceptus Survival and Growth. *Animal Reproduction*, **13**, 143-152. <https://doi.org/10.21451/1984-3143-AR867>
- [52] Andersen, C.Y. and Andersen, K.V. (2014) Improving the Luteal Phase after Ovarian Stimulation: Reviewing New Options. *Reproductive BioMedicine Online*, **28**, 552-559. <https://doi.org/10.1016/j.rbmo.2014.01.012>
- [53] Andersen, C.Y., Fischer, R., Giorgione, V. and Kelsey, T.W. (2016) Micro-Dose hCG as Luteal Phase Support without Exogenous Progesterone Administration: Mathematical Modelling of the hCG Concentration in Circulation and Initial Clinical Experience. *Journal of Assisted Reproduction and Genetics*, **33**, 1311-1318. <https://doi.org/10.1007/s10815-016-0764-7>
- [54] Mackdon, N.S. (2002) Conception to Ongoing Pregnancy: The “Black Box” of Early Pregnancy Loss. *Human Reproduction Update*, **8**, 333-343. <https://doi.org/10.1093/humupd/8.4.333>
- [55] Talwar, G.P., Singh, O.M., Gupta, S.K., Hasnain, S.E., Pal, R., Majumbar, S.S., et al.

- (1997) The HSD-hCG Vaccine Prevents Pregnancy in Women: Feasibility Study of a Reversible Safe Contraceptive Vaccine. *American Journal of Reproductive Immunology*, **37**, 153-160. <https://doi.org/10.1111/j.1600-0897.1997.tb00207.x>
- [56] Rabaut, M. (2016) The Eliminate Project—Kiwaniis Eliminating Maternal/Neonatal Tetanus. <http://sites.kiwaniis.org/Kiwaniis/en/theELIMINATEproject/home.aspx>
- [57] Roper, M.H., Vandelaer, J.H. and Gasse, F.L. (2007) Maternal and Neonatal Tetanus. *The Lancet*, **370**, 1947-1959. [https://doi.org/10.1016/S0140-6736\(07\)61261-6](https://doi.org/10.1016/S0140-6736(07)61261-6)
- [58] Demicheli, V., Barale, A. and Rivetti, A. (2015) Vaccines for Women for Preventing Neonatal Tetanus. In: The Cochrane Collaboration, Ed., *Cochrane Database of Systematic Reviews*, John Wiley & Sons, Ltd., Chichester.
- [59] Elimination of Maternal and Neonatal Tetanus|Health. In: UNICEF. http://www.unicef.org/health/index_43509.html
- [60] WHO|Maternal and Neonatal Tetanus (MNT) Elimination. In: WHO. http://www.who.int/immunization/diseases/MNTE_initiative/en/
- [61] Bryant, L., Carver, L., Butler, C.D. and Anage, A. (2009) Climate Change and Family Planning: Least Developed Countries Define the Agenda. *Bulletin of the World Health Organization*, **87**, 852-857. <https://doi.org/10.2471/BLT.08.062562>
- [62] AgriQ Quest, Ltd. (2015) Presentation [PowerPoint in PDF format] to Joint Committee of Experts on Tetanus Toxoid Vaccine Testing. Nairobi, 1-14.
- [63] AgriQ Quest Ltd. Laboratory Analysis Report for the Health Commission, Kenya Conference of Catholic Bishops, Nairobi. Nairobi, 1-20.
- [64] AgriQ Quest Ltd. (2015) Laboratory Analysis Report for the Joint Committee of Experts on Tetanus Toxoid Vaccine Testing: The Ministry of Health and Kenya Catholic Health Commission. Nairobi, 1-32.
- [65] Szabo, A. (1958) “Deiknymi” [Greek δείκνυμι] as a Mathematical Expression for “to Prove” [Deiknymi, als mathematischer Terminus für beweisen]. *Maia*, 106-131.
- [66] USAID Family Planning Program Timeline: Before 1965 to the Present|US Agency for International Development. <https://www.usaid.gov/what-we-do/global-health/family-planning/usaids-family-planning-program-timeline-1965-present>
- [67] (2016) Planned Parenthood. Wikipedia, the Free Encyclopedia. https://en.wikipedia.org/w/index.php?title=Planned_Parenthood&oldid=732513881
- [68] Population|United Nations. <http://www.un.org/en/sections/issues-depth/population/index.html>
- [69] National Security Council (1975) National Security Study Memorandum 200: The Kissinger Report. 123. https://en.wikipedia.org/w/index.php?title=National_Security_Study_Memorandum_200&oldid=651294288
- [70] National Security Council. NSSM 200 The Kissinger Report: Implications of Worldwide Population Growth for U.S. Security and Overseas Interests; The 1974 National Security Study Memorandum. Declassified December 31, 1980, Released to Public 1989. Suzeteo Enterprises; 2014.
- [71] Gates, B. (2010) Bill Gates: Innovating to Zero!|TED Talk|TED.com. http://www.ted.com/talks/bill_gates
- [72] WHO Special Programme of Research. Fertility Regulating Vaccines: Report of a Meeting between Women’s Health Advocates and Scientists to Review the Current Status of the Development of Fertility Regulating Vaccines, Geneva, 17-18 August

1992. World Health Organization, Geneva, Report No. 49117.
<http://www.who.int/iris/handle/10665/61301>
- [73] Higgins, A.G. (2010) Gates Makes \$10 Billion Vaccines Pledge—Boston.com. In: boston.com.
http://archive.boston.com/business/technology/articles/2010/01/29/gates_makes_10_billion_vaccines_pledge/
- [74] Bill and Melinda Gates Pledge \$10 Billion in Call for Decade of Vaccines|Bill & Melinda Gates Foundation—Bill & Melinda Gates Foundation.
[http://www.gatesfoundation.org/Media-Center/Press-Releases/2010/01/Bill-and-Melinda-Gates-Pledge-\\$10-Billion-in-Call-for-Decade-of-Vaccines](http://www.gatesfoundation.org/Media-Center/Press-Releases/2010/01/Bill-and-Melinda-Gates-Pledge-$10-Billion-in-Call-for-Decade-of-Vaccines)
- [75] Engelman, P.C. (2011) A History of the Birth Control Movement in America. Praeger, Santa Barbara.
- [76] Margaret Sanger: The Mike Wallace Interview.
http://www.hrc.utexas.edu/multimedia/video/2008/wallace/sanger_margaret.html
- [77] NOW with Bill Moyers. Transcript. Bill Moyers Interviews Bill Gates. 5.09.03|PBS. NOW: Science & Health. http://www.pbs.org/now/transcript/transcript_gates.html
- [78] World Health Organization (2006) Tetanus Vaccine: WHO Position Paper. *Weekly Epidemiological Record*, **81**, 197-208.
- [79] Despite Progress, NT Elimination Efforts Need Stepping up. International/Neonatal Tetanus. *Vaccine Wkly*, 12-13.
- [80] Tetanus Vaccine May Be Laced with Anti-Fertility Drug. International/Developing Countries. *Vaccine Wkly*, 9-10.
- [81] Clark, G. (2015) David Morley and Dr. John Button: Just \$2.18 Can Save a Baby from an Awful Death|The Province. The Province. British Columbia.
<http://blogs.theprovince.com/2015/04/25/david-morley-and-dr-john-button-just-2-18-can-save-a-baby-from-an-awful-death/>
- [82] England, C. (2014) Fertility Regulating Vaccines. In: The Liberty Beacon.
<http://www.thelibertybeacon.com/tag/fertility-regulating-vaccines/>
- [83] Talwar, G.P. (1988) Birth Control Vaccine. US4780312 A.
<http://www.google.com/patents/US4780312>
- [84] Galazka, A.M. (1993) The Immunological Basis for Immunization Series, Module 3: Tetanus. World Health Organization.
- [85] Pletz, J., Sánchez-Bayo, F. and Tennekes, H.A. (2016) Dose-Response Analysis Indicating Time-Dependent Neurotoxicity Caused by Organic and Inorganic Mercury—Implications for Toxic Effects in the Developing Brain. *Toxicology*, **347-349**, 1-5. <https://doi.org/10.1016/j.tox.2016.02.006>
- [86] Hunt, D.L., Rai, S.N. and Li, C.-S. (2008) Summary of Dose-Response Modeling for Developmental Toxicity Studies. *Dose-Response*, 6.
<https://doi.org/10.2203/dose-response.08-007.Hunt>
- [87] Guimarães, L.E., Baker, B., Perricone, C. and Shoenfeld, Y. (2015) Vaccines, Adjuvants and Autoimmunity. *Pharmacological Research*, **100**, 190-209.
<https://doi.org/10.1016/j.phrs.2015.08.003>
- [88] Poland, G.A., Kennedy, R.B., McKinney, B.A., Ovsyannikova, I.G., Lambert, N.D., Jacobson, R.M. and Oberg, A.L. (2013) Vaccinomics, Adversomics, and the Immune Response Network Theory: Individualized Vaccinology in the 21st Century. *Seminars in Immunology*, **25**, 89-103. <https://doi.org/10.1016/j.smim.2013.04.007>
- [89] Tomljenovic, L. and Shaw, C.A. (2011) Aluminum Vaccine Adjuvants: Are They

- Safe? *Current Medicinal Chemistry*, **18**, 2630-2637.
<https://doi.org/10.2174/092986711795933740>
- [90] Shaw, C.A., Li, D. and Tomljenovic, L. (2014) Are There Negative CNS Impacts of Aluminum Adjuvants Used in Vaccines and Immunotherapy? *Immunotherapy*, **6**, 1055-1071. <https://doi.org/10.2217/imt.14.81>
- [91] Shaw, C.A. (2017) *Neural Dynamics of Neurological Disease*. John Wiley & Sons, Inc. <https://doi.org/10.1002/9781118634523.refs>
- [92] Kenya Catholic Doctors Association. Catholic Church Warning: Neonatal Tetanus Vaccine by WHO Is DEADLY and Bad for Women Reproductivity. Kenya Today: News and Analysis. @News.KenyaToday.
<https://www.kenya-today.com/news/catholic-warning-neonatal-tetanus-vaccine-wt-o-deadly-bad-women-reproductivity>
- [93] Kenya. 2016. <http://www.nationsencyclopedia.com/economies/Africa/Kenya.html>
- [94] 50 States in Square Miles from NETSTATE.COM.
http://www.netstate.com/states/tables/st_size.htm
- [95] Chard, T. (1992) Pregnancy Tests—A Review. *Human Reproduction*, **7**, 701-710.
<https://doi.org/10.1093/oxfordjournals.humrep.a137722>
- [96] Romero, R., Erez, O., Maymon, E., Chaemsaitong, P., Xu, Z., Pacora, P., et al. (2017) The Maternal Plasma Proteome Changes as a Function of Gestational Age in Normal Pregnancy: A Longitudinal Study. *American Journal of Obstetrics & Gynecology*, **217**, 67.e1-21. <https://doi.org/10.1016/j.ajog.2017.02.037>
- [97] GenWay Biotech, Inc. (2017) Human Chorionic Gonadotropin (hCG) ELISA, Catalog No. 40-101-325020. GenWay Biotech, Inc.
<https://www.genwaybio.com/hcg-elisa>
- [98] MP Biomedicals (2017) Human Chorionic Gonadotropin (hCG) Enzyme Immunoassay Test Kit: Catalog Number: 07BC-1027. MP BIOMEDICALS.
<http://www.mpbio.com/includes/technical/hCG%20ELISA,%2007BC1027.pdf>
- [99] Spengler, M., Adler, M. and Niemeyer, C.M. (2015) Highly Sensitive Ligand-Binding Assays in Pre-Clinical and Clinical Applications: Immuno-PCR and Other Emerging Techniques. *Analyst*, **140**, 6175-6194. <https://doi.org/10.1039/C5AN00822K>
- [100] Exeter Clinical Laboratory. Blood Sciences Test: hCG (Human Chorionic Gonadotrophin). Exeter Clinical Laboratory, 2017.
<http://www.exeterlaboratory.com/test/hcg-human-chorionic-gonadotrophin/>
- [101] abcam. Human Chorionic Gonadotropin Beta ELISA Kit (ab108638). abcam; 2017.
<http://www.abcam.com/human-chorionic-gonadotropin-beta-elisa-kit-ab108638.html>
- [102] Sigma-Aldrich. Human Chorionic Gonadotropin (hCG) ELISA, Catalog Number SE120063. Sigma-Aldrich; 2017. <https://www.sigma-aldrich.com>
- [103] Roberge, L.F. (1993) Abortifacient Vaccines Loom as New Threat. HLI Reports. 11.11. Gaithersburg, 1-2.
- [104] Roberge, L.F. (1995) Abortifacient Vaccines: Technological Update, Hazards, and Christian Response. *The Linacre Quarterly*, **62**, 67-75.
<https://doi.org/10.1080/20508549.1995.11878318>
- [105] Roberge, L.F. (1996) Abortifacient Vaccines: Technological Update, Hazards, and Pro-Life Appraisal. Faith & Reason. Christendom Press, Front Royal, 109-125.
<http://www.catholicculture.org/culture/library/view.cfm?recnum=3910>
- [106] Miller, J.A. (2017) Are New Vaccines Laced with Birth-Control Drugs? HLI Reports. 13.8. Gaithersburg.
<http://educate-yourself.org/vcd/vcdvaccineslacedwithbirthcontrol.shtml>

- [107] Naz, R.K., Sacco, A., Singh, O., Pal, R. and Talwar, G.P. (1995) Development of Contraceptive Vaccines for Humans Using Antigens Derived from Gametes (Spermatozoa and Zona Pellucida) and Hormones (Human Chorionic Gonadotrophin): Current Status. *Human Reproduction Update*, **1**, 1-18.
<https://doi.org/10.1093/humupd/1.1.1>
- [108] Talwar, G.P., Ed. (1988) Contraception Research for Today and the Nineties. Springer, New York. <http://link.springer.com/10.1007/978-1-4612-3746-4>
<https://doi.org/10.1007/978-1-4612-3746-4>
- [109] Miller, J.A. (1995) Were Tetanus Vaccines Laced with Birth-Control Drugs? *Human Life International*, 13. <http://www.thinktwice.com/birthcon.htm>

Abbreviations in Alphabetical Order

BBC = British Broadcasting Corporation;
 CDC = Centers for Disease Control and Prevention;
 DNA = Deoxyribonucleic Acid;
 ELISA = Enzyme-Linked Immunosorbent Assays;
 hCG = Human Chorionic Gonadotropin;
 HPLC = High Performance (or High Pressure) Liquid Chromatography;
 IU/L = International Units per Liter;
 KA, KB, ... KF = Kenya Vials A through F of WHO Vaccine from the October 2014 Administration;
 KCCB = Kenya Conference of Catholic Bishops;
 KCDA = Kenya Catholic Doctors Association;
 LDC = Less Developed Countries (also Used to Refer to “Less Developed Regions” of the World);
 mIU/mL = Thousands of International Units per Milliliter;
 MNT = Maternal and Neonatal Tetanus;
 PubMed = Search Engine of the United States National Library of Medicine at the National Institutes of Health;
 TED = Technology, Entertainment, Design (a Media Organization);
 TT = Tetanus Toxoid;
 TT/ β hCG = Tetanus Toxoid Conjugated with Beta Human Chorionic Gonadotropin;
 UN = United Nations;
 UNICEF = United Nations International Children Education Fund;
 US = United States;
 USAID = United States Agency for International Development;
 WHO = World Health Organization;
 α hCG = Alpha Human Chorionic Gonadotropin;
 β hCG = Beta Human Chorionic Gonadotropin



Open Access Library

Submit or recommend next manuscript to OALib Journal and we will provide best service for you:

- Publication frequency: Monthly
- 9 [subject areas](#) of science, technology and medicine
- Fair and rigorous peer-review system
- Fast publication process
- Article promotion in various social networking sites (LinkedIn, Facebook, Twitter, etc.)
- Maximum dissemination of your research work

Submit Your Paper Online: [Click Here to Submit](#)

Or Contact service@oalib.com