

01 02 03 12

INCHES 1 2
RMM#12 HALL EXT
METRIC 1 2 3 4 5





01 02 03 12

01 02 03 12

carry
things
kayak
and I
we w
wante



Handwritten notes on a whiteboard or paper taped to the wall, including a table with columns and rows of text.



NO FOOD
NO UTENSIL
TRADING / SHARING

Cover
Cough



INCHES 1 2
RM 12 Bath Ext.
METRIC 1 2 3 4 5





01 02 03 12

INCHES 1 2
RM# 12 INT RM 10
METRIC 1 2 3 4 5






11



10







01 02 03 12





11C-S
STORAGE

11C-S STORAGE





11D-S
STORAGE

11C-S
STORAGE





01 02 03 12



INCHES

1

2

Nurse Closet 101

METRIC

1

2

3

4

5



INCHES 1 2
Nurse End Closet
METRIC 1 2 3 4 5





20 A

ARTHUR'S
O-BOO BOOK

Photo Collection
1 2 3 4 5

INCHES 1 2
Nurse Bath Inst
METRIC 1 2 3 4 5



43

42


41

40

39


38

37



01 02 03 12

INCHES 1 2
Nurse Int.
METRIC 1 2 3 4 5



GY

S

ction:

an also
n range

gic
cause
naphylaxis
d latex.

of an

illic taste in the mouth



20
HEALTH

A bulletin board on the left wall is covered with various notices and forms. The items include:

- A green notice at the top left.
- A white notice with a red border at the top right.
- An orange notice on the middle left.
- A purple notice with a white border on the middle right.
- A yellow notice on the bottom left.
- A pink notice with a white border on the bottom middle.
- A white notice with a blue border on the bottom right.





INCHES 2
RAMBET
MILLIMETERS 20
MILLIMETERS 20



20
HEALTH

14 B

Informational posters on the left wall, including a large white poster with a blue header and a pink poster with a grid of data.

Informational posters on the left wall, including a white poster with a blue header and a pink poster with a grid of data.



A rack of informational brochures and flyers on the right wall, including one with the text 'ONLINE IGYS EXPRESS'.







11
MAIN
OFFICE

Mrs. Dawn Hochsprung

J. DIDONATO

B. HALSTEAD

Julie Ohre



Give
new
• BE
• BA
• B
or
• Bo
(+)

This
season
a bear
a child

PHIL WILEY



BAGS BEARS
BOOKS & BASICS
COLLECTION DRIVE FOR DCF
DEC 3-14








SUPPLY

11A-5
STORAGE





RM 9 Int. Hall

INCHES
RM 9 Ext Hall



01 02 03 12



INCHES 1 2

RM 7 Bath Ext

5 4 3 2 1







INCHES

1

2

RM #7 Closet Int

METRIC 1

2

3

4

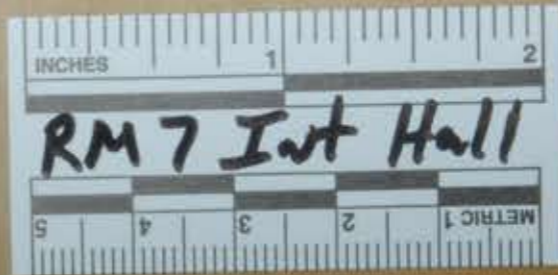
5



INCHES 1 2
RM # 7 Closet Ext
METRIC 1 2 3 4 5



01 02 03 12



INCHES

1

2

RM 7 Int Hall

METRIC

5

4

3

2







7
GRADE 2

4

FRUITED



INCHES

1

2

RMS Bath Int.

METRIC 1

2

3

4

5



INCHES

1

2

RMS Bath EXT

METRIC 1

2

3

4

5

01 02 03 12



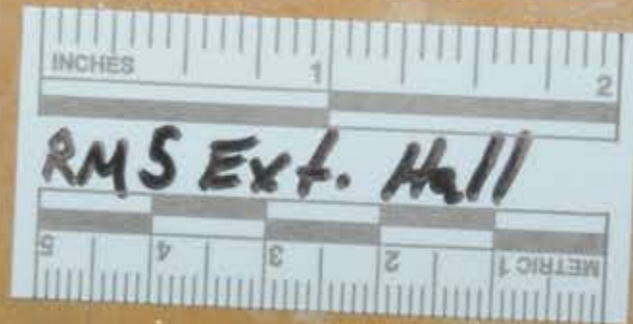
INCHES 1 2
RM 5 Ext Closet
METRIC 1 2 3 4 5



01 02 03 12

INCHES 1 2
RMS INT Hall
METRIC 1 2 3 4 5





01 02 03 12

INCHES

1

2

RM #3 Int To 5

5

4

3

2

METRIC 1



WELCOME

December

						1
2	3	4	5	6	7	
9	10	11	12	13	14	15
16	17	18	19	20	21	22
23	24	25	26	27	28	29



Good readers...

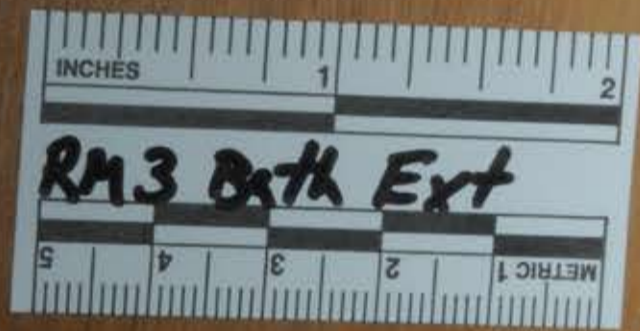
- Read a program
- Think about what they already know
- Make sure they understand what they read
- Ask for help when needed
- Practice what you have learned
- Use pictures
- Read instructions when you read
- Use to learn

Shelf of educational materials and books.



SMART







File Cabinet

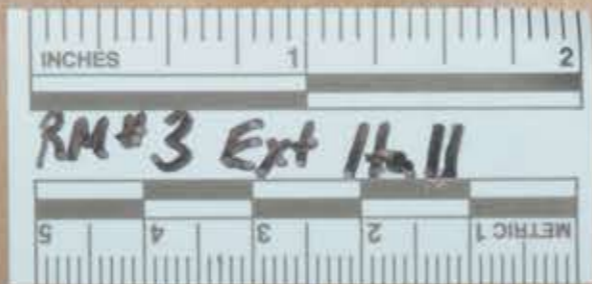






INCHES 1 2
RM#3 INT. H-4
METRIC 1 2 3 4 5





6



WELLS

3

SPECIAL EDUCATION

Mrs. Kelly MacLure



INCHES

1

2

RM # / EXT Rear Exit

5

4

3

2

METRIC 1





2



INCHES

1

2

RM #1 Interview Room Exit

METRIC 1

2

3

4

5



01 02 03 12



RAI Clout E Int



INCHES 1 2
RM1 closet E Ext
METRIC 1 2 3 4 5



INCHES 1 2
RM / dent w/ Jut
METRIC 1 2 3

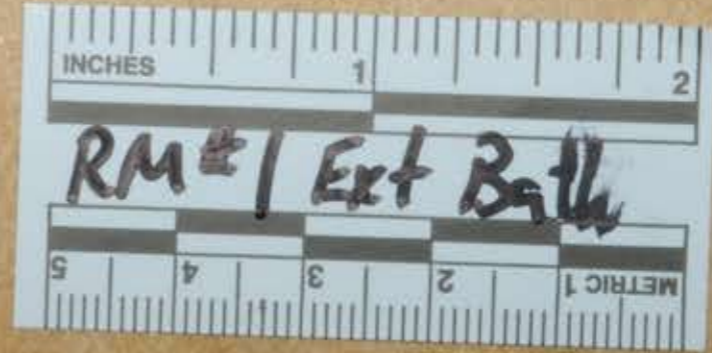
INCHES 1 2
RMI Chast W Ext
METRIC 1 2 3 4 5



01 02 03 12

INCHES 1 2
RM# / Int Bath
METRIC 1 2 3 4 5





01 02 03 12

03 06 12

INCHES 1 2
Room # / Ext Hall
METRIC 1 2 3 4 5



KINDERGARTEN

ROOM 1

Mrs. Suzanne Perry

Ms. Pisani

2







1C
CUSTODIAL
CLOSET



INCHES

1

2

Foyer Exit Doors

5


4

3

2

METRIC 1





INCHES

1

2

Rear Vestibule
Closet Interior


5

4

3

2


METRIC 1







Room 2
Puant Pickup
→



INCHES 1 2

RM #2 Rev Exit Ext.

METRIC 1 2 3 4 5



INCHES 1 2
RM #2 Rear Exit Int.
METHIC 1 2 3 4 5









INCHES

1

2

Room #2 Bathroom - Ext

METRIC

2

3

4

5





Bathroom



INCHES 1 2
RM #2 Hill Int.
METRIC 1 2 3 4 5



INCHES 1 2
RM # 2 Ext Hall
METRIC 1 2 3 4 5



3

2
PROBE


1C
CUST
CLOS

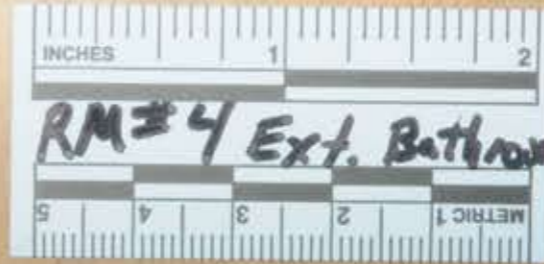


INCHES 1 2
RM#4 INT TO 6
METRIC 1 2 3 4 5










**NEWTOWN PUBLIC SCHOOLS
CORE BELIEFS**

WE BELIEVE THAT:

- 1. Each individual is unique and special.
- 2. Success is achieved through hard work.
- 3. Learning is a continuous process that occurs throughout life.
- 4. High achievement is achieved through a growth mindset.
- 5. Learning is a process that involves the whole person: mind, body, and spirit.
- 6. Character education is essential to the development of all students.
- 7. Learning is a process that involves the whole person: mind, body, and spirit.
- 8. Learning is a process that involves the whole person: mind, body, and spirit.
- 9. Learning is a process that involves the whole person: mind, body, and spirit.
- 10. Learning is a process that involves the whole person: mind, body, and spirit.
- 11. Learning is a process that involves the whole person: mind, body, and spirit.
- 12. Learning is a process that involves the whole person: mind, body, and spirit.





012345678910

Red box with illegible text



Stack of papers on top of the cabinet

Stack of five filing cabinets

Sink and counter area with cabinets below

Large black exercise ball on the floor

Exercise rig with ropes and handles hanging from the ceiling

Blue bulletin board with decorative border

Various items hanging on the wall, including a red circular object and a dark bag








Room
#4



★ Kindness Matters ★





INCHES

1

2

RM#4 Hall Int

METRIC

2

3

4

5

INCHES 1 2
RM#4 HALL EXT
METRIC 1 2 3 4 5





5




4
Also Available
Also Available



INCHES 1 2
RM#6 INT TO #4
METRIC 1 2 3 4 5







1 H 80°C 300 FT1 ET

n N nest
o O olives
p P pig
qu Qu queen
r R rug
s S sun
t T turtle
u U umbrella
v V vase

w W wagon
y Y yarn
z Z zebra

ch chair
ck Jack
sh ship
th thimble
x X
wh wheel

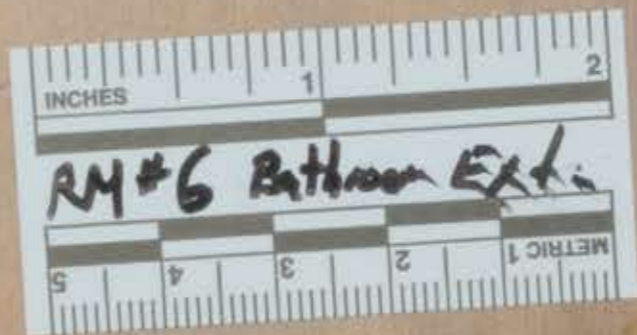
Bulletin board with colorful border and various papers.

Whiteboard on a stand with a green-bordered paper attached.

Teacher's desk with a computer monitor, keyboard, printer, and stacks of papers.


Window area with blinds, a shelf with supplies, and a chair with a jacket hanging on it.







622782
Spring Grove
S
Spring Grove



INCHES 1 2
RM #6 Ext. Closet
METRIC 1 2 3 4 5





ENTIRE
CLASS
WEEK
ACTIVITY
FOR 2013

A calendar or schedule posted on the wall, showing dates and possibly activities or events.

Welcome




Handwritten notes on a red piece of paper.



INCHES 1 2
RM#6 HALL INT
METRIC 1 2 3 4 5





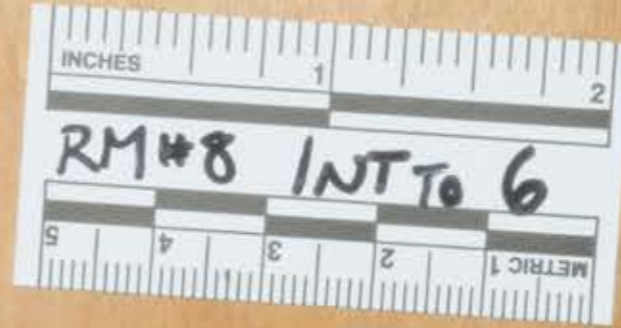
7



6

SPECIAL EDUCATION

Mrs. Kerry Sweeney
Mrs. Laura Espino




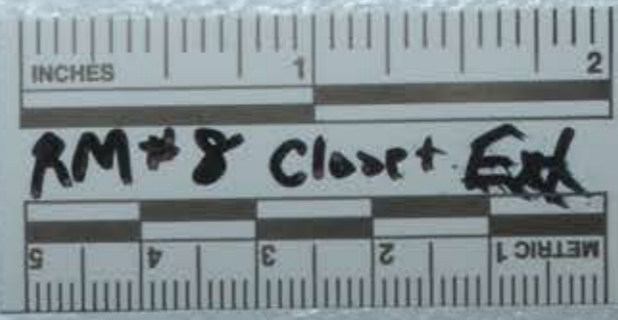
01 02 03 12

01 02 03 12

03 06 12

01 02 03 06 12





01 02 03 12



INCHES 1 2

RM #8 HALL EXT

METRIC 1 2 3 4 5



8

8

8

Mrs. D'Amato

ome

rade

D'Amato's

ass

#8

9



A wooden door with a circular peephole and a silver handle. The door is set in a white frame. The number 9 is visible in the upper right corner of the door. The peephole is a circular window with a black mesh screen. The handle is a silver lever-style handle.



Br...



RM 10 Bath Ext



1-CTP © 2008



01 02 03 12

INCHES 1 2
RM 10 Closet Int
METRIC 1 2 3 4 5



INCHES 1 2
RM 10 Clovst Ext
METRIC 1 2 3 4 5



01 02 03 12

